

**APPENDIX 1****Saturday & Sunday car parking**

<b>Saturday ticket sales</b>	<b>Central</b>	<b>Zone 1</b>	<b>Zone 2</b>	<b>Zone 3</b>	<b>Total</b>
Apr-22	19,183	5,771	3,468	3,495	31,917
May-22	17,411	4,595	3,590	2,155	27,751
Jun-22	15,564	4,486	5,268	2,843	28,161
Jul-22	28,755	3,307	6,548	3,996	42,606
Aug-22	17,543	4,417	2,747	2,196	26,903
Sep-22	17,594	5,409	4,140	2,809	29,952
Oct-22	21,913	6,047	4,318	3,452	35,730
Nov-22	19,475	6,385	3,705	2,510	32,075
Dec-22	26,398	7,665	3,925	2,031	40,019
Jan-23	12,746	5,802	3,000	1,833	23,381
Feb-23	13,307	5,901	3,298	2,047	24,553
Mar-23	19,110	6,822	3,317	1,932	31,181
Apr-23	18,547	6,744	4,329	2,513	32,133
May-23	15,150	4,833	3,346	1,597	24,926
Jun-23	14,516	4,220	4,152	4,244	27,132
Jul-23	21,510	7,797	5,172	2,552	37,031
Aug-23	17,927	5,900	4,027	2,151	30,005
Sep-23	17,533	5,996	4,784	2,707	31,020
Oct-23	18,378	6,486	3,502	2,286	30,652
Nov-23	20,161	8,016	3,762	2,347	34,286
Dec-23	23,708	8,930	4,036	2,568	39,242
Jan-24	15,174	5,650	3,168	2,410	26,402
Feb-24	15,442	5,870	3,299	2,408	27,019
Mar-24	16,900	6,079	4,258	2,979	30,216
Apr-24					0
May-24					0

<b>Sunday ticket sales</b>	<b>Central</b>	<b>Zone 1</b>	<b>Zone 2</b>	<b>Zone 3</b>	<b>Total</b>
Apr-22	12,378	2,860	2,645	1,486	19,369
May-22	22,888	4,519	3,426	1,865	32,698
Jun-22	13,978	3,117	3,839	2,184	23,118
Jul-22	32,519	3,206	3,978	2,378	42,081
Aug-22	14,460	3,611	3,069	1,797	22,937
Sep-22	14,311	4,346	3,110	1,646	23,413
Oct-22	17,470	4,391	2,998	1,912	26,771
Nov-22	17,029	4,644	2,579	1,742	25,994
Dec-22	22,852	5,518	2,135	881	31,386
Jan-23	15,039	3,538	2,541	1,508	22,626
Feb-23	13,081	3,068	2,580	1,607	20,336
Mar-23	26,856	4,178	2,661	1,388	35,083

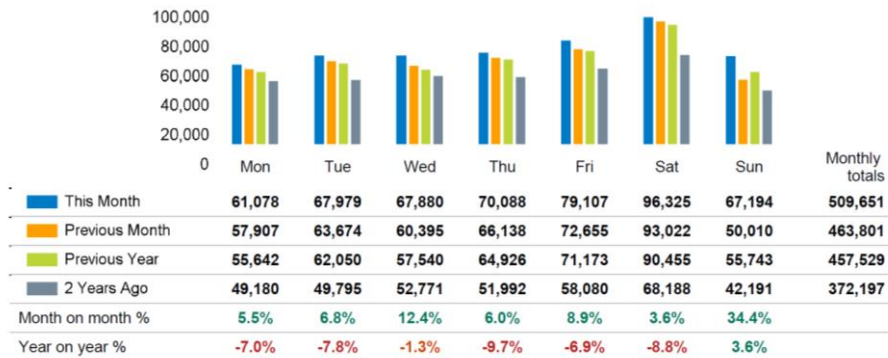
Apr-23	15,740	4,349	3,125	1,686	24,900
May-23	14,186	3,501	2,831	1,363	21,881
Jun-23	14,525	3,185	3,597	2,163	23,470
Jul-23	17,093	4,768	3,899	1,897	27,657
Aug-23	15,775	2,952	2,818	1,683	23,228
Sep-23	14,269	3,361	2,852	1,394	21,876
Oct-23	18,807	3,561	3,237	2,243	27,848
Nov-23	18,100	4,926	2,589	1,537	27,152
Dec-23	21,305	5,633	3,076	1,700	31,714
Jan-24	13,164	2,998	2,556	1,795	20,513
Feb-24	14,751	3,243	2,507	1,724	22,225
Mar-24	14,581	3,864	3,130	2,348	23,923
Apr-24					0
May-24					0

## City Centre Footfall

### May 2023

#### Footfall by day

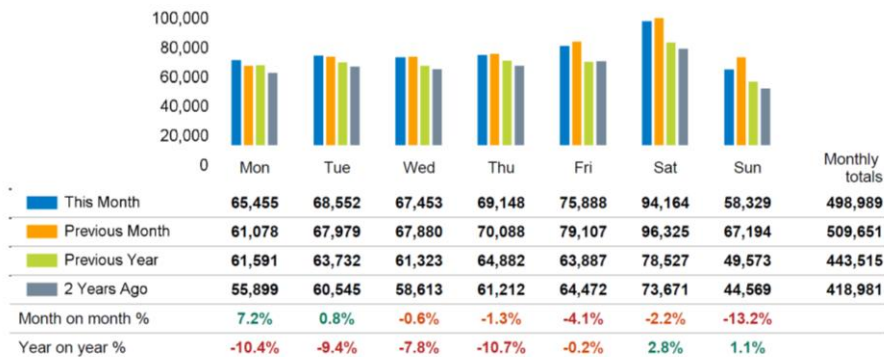
The figures shown below are calculated using weekly averages.



### June 2023

#### Footfall Counts by day

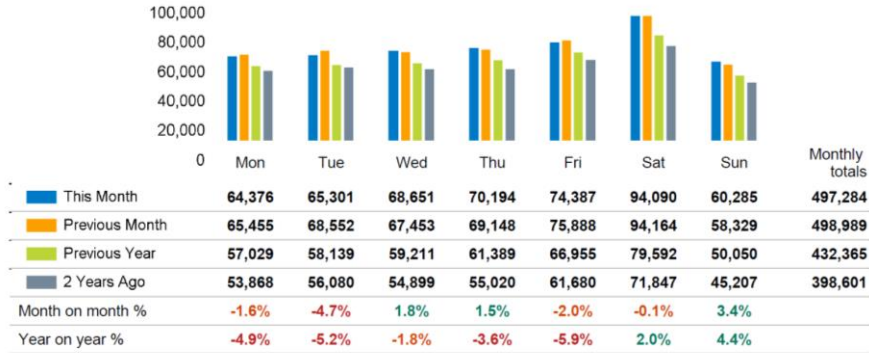
The figures shown below are calculated using weekly averages.



### July 2023

### Footfall Counts by day

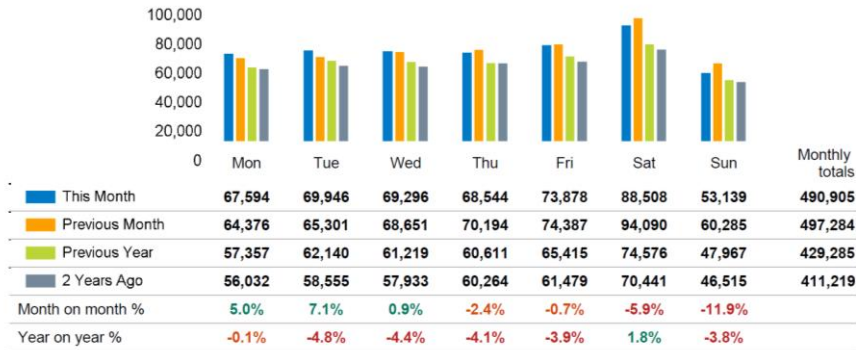
The figures shown below are calculated using weekly averages.



## August 2023

### Footfall Counts by day

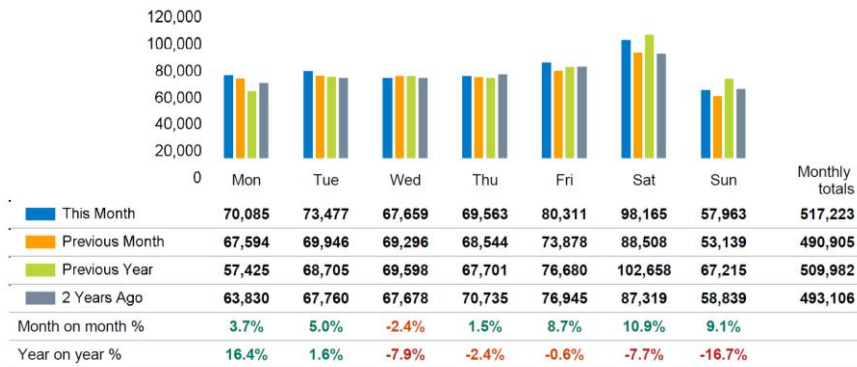
The figures shown below are calculated using weekly averages.



## September 2023

### Footfall Counts by day

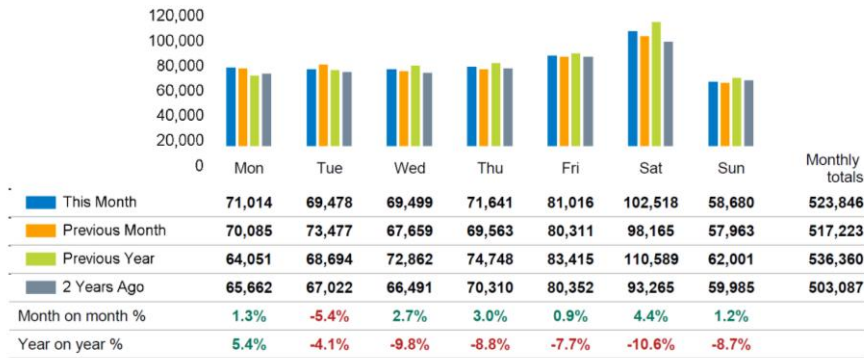
The figures shown below are calculated using weekly averages.



## October 2023

### Footfall Counts by day

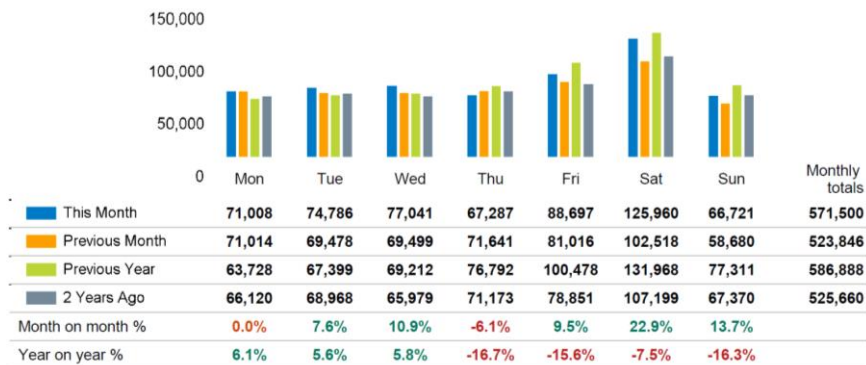
The figures shown below are calculated using weekly averages.



### November 2023

#### Footfall Counts by day

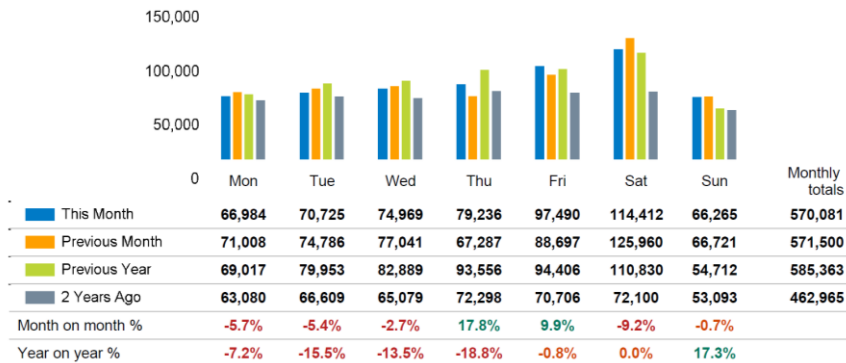
The figures shown below are calculated using weekly averages.



### December 2023

#### Footfall Counts by day

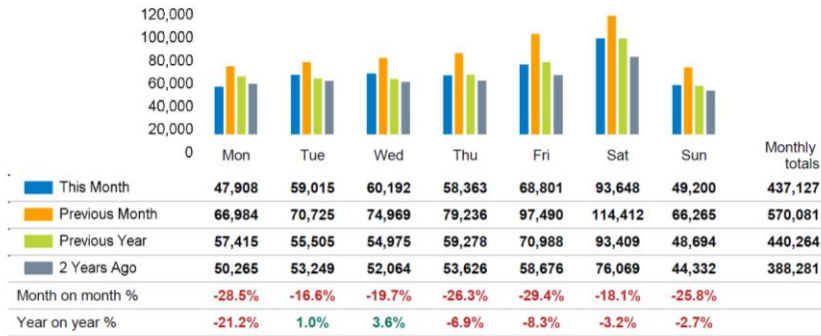
The figures shown below are calculated using weekly averages.



### January 2024

## Footfall Counts by day

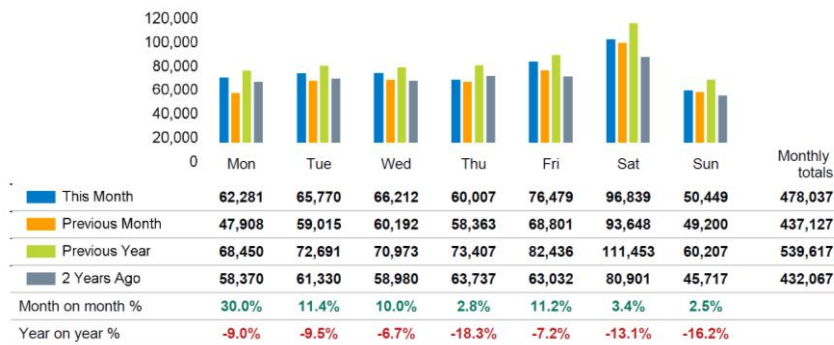
The figures shown below are calculated using weekly averages.



## February 2024

### Footfall Counts by day

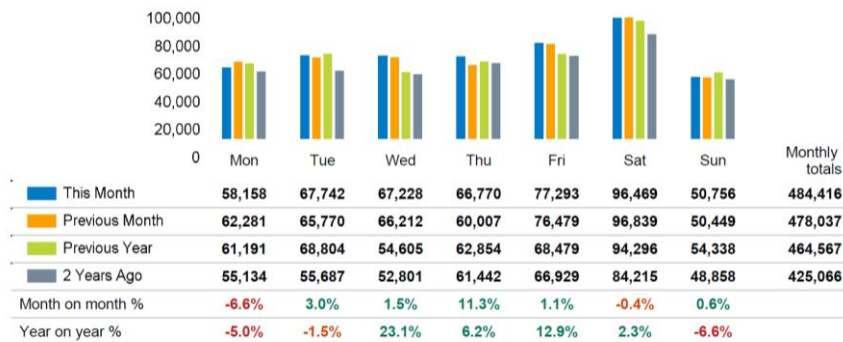
The figures shown below are calculated using weekly averages.



## March 2024

### Footfall Counts by day

The figures shown below are calculated using weekly averages.



# April 2024

## Footfall Counts by day

The figures shown below are calculated using weekly averages.

