

LICENSING SUB-COMMITTEE

Date: Wednesday 17 June 2026

Time: 10.00 am

Venue: Rennes Room, Civic Centre, Paris Street, Exeter

Members are invited to attend the above meeting.

If you have an enquiry regarding any items on this agenda, please contact Josie McDonald, Democratic Services Officer on 01392 265354.

Membership -
Panel to be confirmed.

Agenda

1 Appointment of Chair

To appoint a Chair for the meeting.

2 Declarations of Interest

Councillors are reminded of the need to declare any disclosable pecuniary interests that relate to business on the agenda and which have not already been included in the register of interests, before any discussion takes place on the item. Unless the interest is sensitive, you must also disclose the nature of the interest. In accordance with the Council's Code of Conduct, you must then leave the room and must not participate in any further discussion of the item. Councillors requiring clarification should seek the advice of the Monitoring Officer prior to the day of the meeting.

3 LOCAL GOVERNMENT (ACCESS TO INFORMATION) ACT 1985 EXCLUSION OF PRESS AND PUBLIC

It is considered unlikely that the Committee would wish to exclude the press and public during consideration of the items on this agenda. If, however, the Committee were to exclude the press and public, a resolution in the following form should be passed:

“RECOMMENDED that, under Section 100A (4) of the Local Government Act 1972, the press and public be excluded from the meeting for the particular item(s) on the grounds that it (they) involve the likely disclosure of exempt information as defined in paragraph(s) of Part I of Schedule 12A of the Act.”

To pass the following resolution:

RESOLVED that, under Section 100A (4) of the Local Government Act 1972, the press and public be excluded from the meeting for items and on the grounds that if involves the likely disclosure of exempt information as defined in paragraphs 1 and 2 of Part I of Schedule 12A of the Act.

LOCAL GOVERNMENT (MISCELLANEOUS PROVISIONS) ACT 1976

- 4 **Application for the Renewal of a Hackney Carriage Vehicle licence over 8 years old** (Pages 3 - 84)

To consider the report of the Head of Service - Environment and Waste.

- 5 **Application for the Renewal of a Hackney Carriage Vehicle Licence Over 8 Years Old** (Pages 85 - 166)

To consider the report of the Head of Service - Environment and Waste.

- 6 **Application for the Renewal of a Private Hire Drivers Vehicle Licence Over 9 Years Old** (Pages 167 - 246)

Date of Next Meeting

The next scheduled meeting of the Scrutiny Programme Board will be held on **Thursday 9 July 2026** at 10.00 am in the Civic Centre.

Individual reports on this agenda can be produced in large print on request to Democratic Services.

REPORT TO LICENSING SUB COMMITTEE

Date of Hearing: 17 June 2026

Report of: Julie Bennett Licensing Officer

Type of Application: RENEWAL of a licence relating to a Hackney Carriage vehicle over 8 years old.

Legislation: Local Government (Miscellaneous Provisions) Act 1976, Town Police Clauses Act 1847

Applicant: [REDACTED]

1. What is the report about?

- 1.1 An application attached at Appendix A has been received from the Applicant, a licensed taxi driver seeking permission for the renewal of a hackney carriage licence for a vehicle which is more than 8 years old. This is a matter that cannot be dealt with under delegated powers.

2. Background:

- 2.1 The vehicle that is being presented for licensing as a hackney carriage vehicle is a 4 passenger, Peugeot Horizon, registration number SF66 GWO, with a date of first registration of 16 December 2016. A copy of the vehicle registration document is attached as Appendix B.
- 2.2 The vehicle is not Euro 6 standard and the emissions recorded at last MOT was 109 g/km.
- 2.3 The vehicle is a rear loading wheelchair accessible vehicle ('WAV'). The current percentage of WAVs in the Council's hackney carriage fleet is 45 %.

3. Report Details:

- 3.1 The vehicle has a current MOT certificate dated 13 April 2026 and expires 19 April 2027. The mileage recorded at the MOT inspection was 212,524 miles. The MOT certificate and history are attached as Appendix C. The MOT history shows that the vehicle has failed the MOT test on five occasions since 2021. In addition to the MOT certificate there is an independent mechanical inspection report, which has been submitted, this is dated 13 April 2026 and is attached as Appendix D. Photos of the vehicle are attached at Appendix E. Upon inspection by a Council Officer the vehicle was found to be in reasonable condition for the age. The vehicle was first plated by Exeter City Council on 1 June 2019 and has been licensed since that date. The vehicle was transferred to the Applicant on 24 September 2021.
- 3.2 The Licensing Sub-Committee must have regard to the Council's the Practices and Procedures for the control of Hackney Carriage and Private Hire Vehicles, Drivers and Operators and the Code of Conduct for Licensed Drivers ('Taxi Policy').

3.3 Vehicles presented for renewal that are more than 8 years old will be referred to the Licensing Sub-Committee for determination.

3.4 In addition, the following paragraph A.2.4 of the Taxi Policy is relevant to this application:

'The Council's current policy is to prioritise applications for wheelchair accessible vehicles in order to maintain the proportion of wheelchair accessible vehicles in the Hackney Carriage Fleet at a minimum of 50%. Applications for ULEV's will only be invited when the proportion of wheelchair accessible vehicles exceeds 50%, and will be processed on a one ULEV, then one wheelchair accessible basis.'

4. What are the legal aspects?

4.1 Section 37 of the Town Police Clauses Act 1847 provides that a district council may grant a vehicle a Hackney Carriage Licence. Section 47 of the Local Government (Miscellaneous Provisions) Act 1976 ('the Act') states that a district council may attach such conditions to a licence as it considers reasonably necessary. The conditions that may apply are set out in the Taxi Policy.

4.2 Any person aggrieved by a refusal of the Licensing Sub-Committee to grant a vehicle licence may appeal to the Magistrates Court within 21 days of receiving written notice of the refusal.

5. Recommendations:

5.1 The Licensing Sub-Committee are asked to determine the application having regard to current policy.

Service Lead – Head of Environment and Waste

Author: Julie Bennett – Licensing Officer

Local Government (Access to Information) Act 1972 (as amended)

Background papers used in compiling this report:-
None

Contact for enquires:
Democratic Services (Committees)
Room 4.36
01392 265275

APPENDIX A

Civic Centre, Paris Street, Exeter, EX1 1JN
www.exeter.gov.uk

Please ask for: Licensing
Direct Dial: 01392 265702
Email: licensing.team@exeter.gov.uk
Our ref: [REDACTED]
Your ref: [REDACTED]
Date: 1 April 2026

Dear [REDACTED]

Local Government (Miscellaneous Provisions) Act 1976
Hackney Carriage Licence No.: [REDACTED] - Expires 31 May 2026

According to our records your Hackney Carriage Vehicle licence is due to expire on **31 May 2026**. If you wish to renew your vehicle licence please ensure that you send the required documents to licensing.team@exeter.gov.uk, leaving a minimum of 14 days for us to process your application before the date of expiry. Required documents include:

1. Completed renewal application (enclosed)
2. The vehicle registration document
3. An MOT certificate that is not more than (3) three months old. All advisories to have been completed (evidence to be supplied)
4. A current certificate (or cover note) of insurance for the vehicle
5. Taxi Meter & CCTV compliance certificate

These can be scanned or photographs of the original documents, but they must be clear and easy to read.

Once we have your documents we will process your renewal and call you for payment. We will also arrange for you to bring your vehicle in for inspection.

If your licence is not renewed by the expiry date shown on the licence then the application will be treated as a new application. This may mean that your vehicle cannot be licensed.

Colour and Livery

Please ensure that your Hackney Carriage has the correct livery in place and the livery is in the correct colours and looks tidy. Make sure that the vehicle has two door crests on the front doors and you have three bus lane stickers and the stickers are placed correctly on the rear and on the rear panels of the vehicle.

CCTV

In-cab CCTV is mandatory and must be in working order when presented for inspection.

Parking

Please note that parking is now restricted at the rear of the Civic Centre. We only have access to a single parking space there now, and this is valid only for your 30 minute appointment slot. Failure to park within the designated parking bay may lead to you receiving a £50 penalty notice.

Yours sincerely

**APPLICATION FOR THE RENEWAL OF A
A HACKNEY CARRIAGE OR PRIVATE HIRE VEHICLE LICENCE**

(Some details on this form are pre-filled from our records – if any of these details are incorrect, please use the blank space provided to give the correct details)

Name:	████████████████████
Address:	██

Telephone		Email:	████████████████████
Mobile	██████████	Vehicle registration number	██████████

Type of licence held:	Hackney Carriage Vehicle	Vehicle Plate Number:	████
Licence expiry date:	31 May 2026	Driver Licence No.	████████████████████

Any other person who is a proprietor of the vehicle or who is concerned either solely or in partnership with any other person in the keeping, employing or letting of hire of the vehicle.

Name	Address

I hereby apply for a licence for the motor vehicle identified in this application to be used as a *Hackney Carriage* / *Private Hire Vehicle* within the City of Exeter and I hereby declare that all particulars entered on the form are true and correct to the best of my knowledge and belief. *(*Delete which does not apply)*

VEHICLE DETAILS		
Make of vehicle:	Model of vehicle:	Number of passengers:
██████████	██████████	4
Vehicle Registration Document number:		Date of first registration:
██		██████████
Details of current vehicle insurance:		Date insurance expires:
FULL		██████████

--	--

Where will the vehicle be kept when not in use? (address):	

In respect of Private Hire Vehicles, by which Operator, and from what address will the Private Hire Vehicle be operated?	
Name of Operator:	
Address of Operator:	

When an application involves the substitution or exchange of an existing vehicle by a new one, please answer the following questions:

	YES	NO
Will the replaced vehicle continue to be used as a Licenced Private Hire/Hackney Carriage vehicle?	YES	NO
If NO, please specify reason: (i.e. private use, taken off road, etc.)		
If continuing to be used as a Licenced vehicle, please give name and address of new owner:		
Make of existing licenced vehicle:		
Registration number of existing licenced vehicle:		

I understand that omissions or incorrect statements will render the Licence if granted, liable to suspension or revocation and render me liable to prosecution.

I have been given a copy of the conditions relating to this Licence.

SIGNED	<div style="background-color: black; width: 100px; height: 50px; margin: 0 auto;"></div>	DATED
--------	--	-------

See over for notes.

Any changes in the circumstances which might render any of the above information incorrect must be immediately reported to the Office of the Assistant Director Environment, Exeter City Council, Paris Street, Exeter, EX1 1RQ

NB: INFORMATION DISCLOSED ON THIS FORM MAY BE REVEALED TO OTHER AGENCIES AND BODIES FOR THE SOLE PURPOSE OF PREVENTING OR DETECTING CRIMES.

Private Hire Vehicle Renewal Procedure:

Licenses for Private Hire vehicles are issued for a maximum of 12 months at any one time. Vehicles presented for renewal that are less than 8 years old can be renewed by Licensing Officers under delegated powers.

Vehicles presented for renewal that are between 8 and 9 years old can be renewed by Licensing Officers under delegated powers provided that the vehicle is presented for inspection in a satisfactory condition, and a comprehensive report provided into the mechanical fitness of the vehicle has been undertaken by the AA, RAC, or DEKRA, or any other approved engineer, and any essential works identified have been carried out and evidence provided to establish this. If Officers are in doubt as to the fitness or suitability of a vehicle to carry on as a licenced vehicle then they shall refer the application to the Sub-committee for determination.

Vehicles presented for renewal that are between 9 and 10 years old will be referred to the licensing sub-committee for determination. Applicants will be advised to provide a comprehensive report into the mechanical fitness of the vehicle as outlined above.

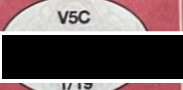
Vehicles presented for renewal that are more 10 years old, shall not be granted. However the applicant will be given the right to apply for the application to be considered by a licensing sub-committee if they feel that their particular circumstances justify a deviation from the existing Policies.

Office use only		Plate Number: H066	
Fee paid:		Date:	
		Receipt No.:	
INSPECTION OF:		SATISFACTORY:	
1. Insurance	YES	NO	
2. Fire Extinguisher/First Aid Kit	YES	NO	
3. Cleanliness	YES	NO	
4. Advertising Signs	YES	NO	
5. Meter	YES	NO	
6. Plate fixing	YES	NO	
7. Tariff	YES	NO	
8. Bus Lane stickers	YES	NO	

Licence to be issued:	YES	NO
------------------------------	-----	----

NOTES:	
Date checked by officer:	SIGNED (officer)

APPENDIX B




**Driver & Vehicle
Licensing
Agency**

Registration number

**UNITED KINGDOM
UK
REGISTRATION
CERTIFICATE**

501_1076100013_03253_0052_40400



Registered keeper

You **must** make sure that the name and address printed here is correct. If it is not, see section 3.

Document reference number
Don't share, keep it safe

Acquired vehicle on 21 10 2019

Thinking of buying this vehicle?
Buyer beware...

Do you know how to avoid being tricked into buying a stolen vehicle?

For tips and advice go to gov.uk/checks-when-buying-a-used-car

THIS DOCUMENT IS NOT PROOF OF OWNERSHIP.
It shows who is responsible for registering and taxing the vehicle.

Registration Certificate translations

Свидетельство за регистрация	Zulassungsbescheinigung	Certificat d'immatriculation	Registrācijas liudzimas	Dowod Rejestracyjny	Prometno dovoljenje
Permiso de circulación	Registreeinrichtumistius	Teastas Círaithe	Forgalmi engedély	Certificado de matrícula	Rekisterointitodistus
Ουδέτερο οχημάτων	Άδειά κυκλοφορίας /	Carta di circolazione	Certifikat ta' Registrazzjoni	Certificat de immatriculare	Registrieringsbeviset
Registreringsattest	Προσωπικό Έγγραφο	Registrācijas apliecība	Kentekenbewijs	Osvědčení o evidenci	Prometna dozvola

European Community

Data protection

DVLA handles your personal data in accordance with road vehicle law and data protection laws. The law allows us to release your data to the police and other enforcement bodies. We also provide data to other parties where the law allows it. For further information about how we process your data, your rights and who to contact, see our [privacy notice at gov.uk/dvla/privacy-policy](http://gov.uk/dvla/privacy-policy)

Special notes (these notes cannot be removed)

NO. OF FORMER KEEPERS 1
1. DECLARED NEW AT FIRST REGISTRATION.

How to fill in your V5C Registration Certificate (log book)

Tax or SORN (Statutory Off Road Notification) using the document reference number above.

1

2

3

4

5

6

Change my vehicle details

Selling or transferring my vehicle to a new keeper (not a trader)

Change my name and / or address

Selling, transferring or part exchanging this vehicle to a motor trader

Permanently exporting this vehicle for more than 12 months

New keeper slip

You **must** fill in section 1 over the page and return the **whole V5C** to DVLA, Swansea, SA99 1BA. For more information go to: gov.uk/change-vehicle-details-registration-certificate

It's quick and simple to tell us online at: gov.uk/sold-bought-vehicle Or fill in section 2 over the page and send to DVLA, Swansea, SA99 1BA. You **must** give section 6 to the new keeper.

You **must** fill in section 3 over the page and return the **whole V5C** to DVLA, Swansea, SA99 1BA. You should receive your new V5C within 4 weeks. For more information go to: gov.uk/change-name-address-v5c

It's quick and simple to tell us online at: gov.uk/sold-bought-vehicle Or fill in section 4 over the page and return just that page to DVLA, Swansea, SA99 1BA.

If you or someone you're selling the vehicle to is taking it out of the country for 12 months or more, go to section 5 over the page. For more information go to: gov.uk/taking-vehicles-out-of-uk

Selling your vehicle: you **must** fill in the date of sale on section 6 over the page and give it to the new keeper. **Vehicle tax or SORN isn't passed on to someone else.** For more information go to: gov.uk/vehicletaxrules

Failure to tell DVLA of any changes may result in a penalty and / or prosecution.

Vehicle details

Official use only

A: Registration number [REDACTED] [A.1] Z

B: Date of first registration 16 12 2016
 [B.1]: Date of first registration in the UK 16 12 2016

D.1: Make PEUGEOT
 D.2: Type 7
 Variant JBHY
 Version 6/3S-5

Euro status
 Real driving emissions

D.3: Model HORIZON RS BLUE HDI S/S
 D.5: Body type MPV
 [X]: Taxation class DIESEL CAR
 [D.6]: Suspension type

[Y]: Revenue weight 1374.0 KG UNLADEN

P.1: Cylinder capacity (cc) 1560 CC
 V.7: CO₂ (g/km) 109 G/KM
 P.3: Type of fuel HEAVY OIL

S.1: Number of seats, including driver 5
 S.2: Number of standing places (where appropriate)

[D.4]: Wheelplan 2-AXLE-RIGID BODY
 J: Vehicle category M1
 K: Type approval number E11*2007/46*3133*03
 P.2: Max. net power (kW) 73

E: VIN/Chassis/Frame [REDACTED]
 P.5: Engine number JBHU3012830

F.1: Max. permissible mass (exc. m/c) 2070
 G: Mass in service 1690

Q: Power/Weight ratio (kW/kg) (only for motorcycles)

R: Colour SILVER

O: Technical permissible maximum towable mass of trailer

O.1: braked (kg) 1300
 O.2: unbraked (kg) 720
 U: Sound level

U.1: stationary (dB(A)) 78
 U.2: engine speed (min-1) 2813
 U.3: drive-by (dB(A)) 74

V: Exhaust Emissions

V.1: CO (g/km or g/kWh) 0.267
 V.2: HC (g/km or g/kWh)
 V.3: NOx (g/km or g/kWh) 0.031
 V.4: HC+NOx (g/km)
 V.5: particulates (g/km or g/kWh) 0.053

1 Change my vehicle details – Only fill in details to be corrected or changed

By submitting this form you are declaring that the information provided is correct. If you have made changes to your vehicle or if the information above is incorrect, you must

tell us by filling in the relevant box(es) below and send whole V5C to DVLA, Swansea, SA99 1BA. Use black ink and CAPITALS.

Registration number [REDACTED] Z

Document reference number [REDACTED]

Wheelplan / Body type: [REDACTED]

VIN / Chassis / Frame number: [REDACTED]

New revenue weight: [REDACTED] Date of change: [REDACTED] Cylinder capacity (cc): [REDACTED]

No. of seats inc. driver: [REDACTED] No. of standing places: [REDACTED] Type of fuel: [REDACTED]

Engine number: [REDACTED]

New colour: [REDACTED] Date of change: [REDACTED] CLR

Tax class: [REDACTED] Y

For information on how to change your tax class go to gov.uk/change-vehicle-tax-class

2 Selling or transferring my vehicle to a new keeper (not a trader)

By submitting this form you are declaring that the information provided is correct. You must tell us immediately if you have sold or transferred your vehicle. It's quick and simple to tell us online. If you don't receive an acknowledgment or tax refund, if applicable, go to gov.uk/contact-the-dvla as you may still be liable. If you want to keep the registration number you must do this before you sell or transfer it. To tell us go to: gov.uk/keep-registration-number

You can use this form to tell us if you have:

- Sold your vehicle privately – fill in the boxes below and the date of sale on section 6 over the page. Use black ink and CAPITALS. Tear off section 6 (green slip) give it to the new keeper. Return the rest of the V5C to DVLA, Swansea, SA99 1BA.
- Sold, transferred or part exchanged your vehicle to a motor trader – go to section 4 (yellow section) on the next page.

Registration number [REDACTED] Z

Document reference number [REDACTED]

Title: Mr: [REDACTED] Mrs: [REDACTED] Miss: [REDACTED]

Or other title or business / company name: [REDACTED]

New keeper's first and middle names written in full: [REDACTED]

Surname: [REDACTED]

DVLA fleet number for companies only: [REDACTED] Date of birth: (optional) [REDACTED]

Current UK address (house number, street name, town / city): [REDACTED]
 Foreign address? For information go to: gov.uk/taking-vehicles-out-of-uk

[REDACTED] Postcode: [REDACTED]

Date of sale: (mandatory) [REDACTED] Mileage: (optional) [REDACTED]

K Contact number of the new keeper: (optional) [REDACTED]
 Email address of the new keeper: (optional) [REDACTED]
 Driving licence number of the new keeper: (optional) [REDACTED]

Official use only. Do not write in this space.



V5C-0119

Official use only

3 Change my name and / or address – Enter full details for all changes

W

By submitting this form you are declaring that the information provided is correct. If your personal details are wrong or have changed, you must tell us by filling in the box(es) below giving us your full name and/or address. Use black ink and CAPITALS. Send the whole V5C to DVLA, Swansea, SA99 1BA.

Registration number [redacted] Z [redacted]

Document reference number [redacted]

Title: Mr: Mrs: Miss:

Or other title or business / company name:

First and middle names written in full:

Surname:

New UK address (house number, street name, town / city):

Postcode:

Contact number: (optional)

Email address: (optional)

01 11 19 41

4 Selling, transferring or part exchanging this vehicle to a motor trader

By submitting this form you are declaring that the information provided is correct.

A motor trader can be: motor dealer, motor auctioneer, vehicle dismantler, salvage dealer, finance and leasing company, insurance company, or car buying service.

If you want to keep the registration number you must do this before you sell or transfer it. To tell us go to: gov.uk/keep-registration-number

You must tell us immediately if you have sold or transferred your vehicle. It's quick and simple to tell us online. If you don't receive an acknowledgment or tax refund, if applicable, go to gov.uk/contact-the-dvla as you may still be liable.

Or you can also use this form to tell us by filling in the boxes below. Use black ink and CAPITALS. Tear along the red perforated line and send the whole section to DVLA, Swansea, SA99 1BA.

Give the rest of the document to the motor trader.

Registration number [redacted] Z [redacted]

Document reference number [redacted]

01 Date of sale: (mandatory)

Mileage: (optional)

Name and address of motor trader:

VAT number: Postcode:

5 Permanently exporting this vehicle for more than 12 months

By submitting this form you are declaring that the information provided is correct.

If you are taking the vehicle out of the country for 12 months or more (a permanent export) you must fill in the boxes below. Use black ink and CAPITALS. Tear along the red perforated line and send the whole section to DVLA, Swansea, SA99 1BA.

You must keep the rest of your V5C – you will need this to register your vehicle abroad.

If you're selling the vehicle to a new keeper with a foreign address go to: gov.uk/taking-vehicles-out-of-uk

Registration number [redacted] Z [redacted]

Document reference number [redacted]

Date of export: D M M Y Y

Which country are you exporting the vehicle to?

6 New keeper slip – must be given to the new keeper

V5C-0119

Do not send this slip to DVLA on its own – you won't get a V5C.

You, the new keeper, must ensure the vehicle is taxed before you drive it.

You will be fined if our records show that the vehicle is not taxed, insured or no Statutory Off Road Notification (SORN) has been made.

It's quick and simple to tax online at: gov.uk/vehicle-tax or tax at a Post Office* using this slip.

Declare the vehicle off road online at: gov.uk/make-a-sorn

You should receive your new V5C within 4 weeks of the registered keeper giving us your details.

If you do not receive your V5C, you'll need to fill in a V62 form to apply for a new one. Send it, with this slip, to DVLA, Swansea, SA99 1DD. Make sure the date of sale/transfer box is filled in.

For more details on this vehicle go to: gov.uk/get-vehicle-information-from-dvla

For data protection information go to: gov.uk/dvla/privacy-policy

Registration number [redacted] Z [redacted]

Document reference number [redacted]

Date of sale / transfer: D M M Y Y

01 11 19 41

Make PEUGEOT

Model HORIZON RS BLUE HDI S/S

Colour SILVER

Engine size 1560 CC

Suspension type

Tax class DIESEL CAR

No. of seats 5

Official use only. Do not write in this space.



APPENDIX C

MOT test certificate



Driver & Vehicle
Standards
Agency

1 Vehicle identification number

[REDACTED]

2a Registration number

[REDACTED]

2b Country of registration

GB

Make and model

PEUGEOT HORIZON

3 Vehicle category

M1

4 Mileage

212,524 miles

Mileage history

176,232 miles 16.04.2025

142,679 miles 19.04.2024

108,638 miles 20.04.2023

7 **Pass**

8a Date of the test

13.04.2026

8 Expiry date

19.04.2027

To preserve the anniversary of the expiry date, the earliest you can present your vehicle for test is 20.03.2027.

9a Location of the test

[REDACTED]

9b Testing organisation and inspector name

[REDACTED]

MOT test number

3340 9438 7836

Check that this document is genuine by visiting www.gov.uk/check-mot-history

If any of the details are not correct, please contact DVSA by email at enquiries@dvsa.gov.uk or by telephone on 0300 1239000.

Receive a free annual MOT reminder by subscribing at www.gov.uk/mot-reminder or by telephone on 0300 1239000.


Issuer signature

Check the MOT history of a vehicle

Help us make this service better. Give us your [feedback](https://dvs.a.qualtrics.com/jfe/form/SV_7X2O0cNscPctIP4?vm=SF66GWO&make_result=PEUGEOT&model_result=HORIZON&mot_first_used_date=2016-12-16&vehicle_age=3423&mot_expiry_date=2027-04-19&mot_expiry_date_days_left=353&user_satisfaction_banner=0&vehicle_data_origin=MTS&vehicle_type=LGV) (https://dvs.a.qualtrics.com/jfe/form/SV_7X2O0cNscPctIP4?vm=SF66GWO&make_result=PEUGEOT&model_result=HORIZON&mot_first_used_date=2016-12-16&vehicle_age=3423&mot_expiry_date=2027-04-19&mot_expiry_date_days_left=353&user_satisfaction_banner=0&vehicle_data_origin=MTS&vehicle_type=LGV).

[Back](#)

PEUGEOT HORIZON

[Check another vehicle \(/\)](#)

Colour
Red

Fuel type
Diesel

Date registered
16 December 2016

MOT valid until
19 April 2027

[Get an MOT reminder \(https://www.gov.uk/mot-reminder\)](https://www.gov.uk/mot-reminder) by email or text.

[Download test certificates \(/enter-document-reference?registration=SF66GWO\)](/enter-document-reference?registration=SF66GWO)

You can [get information corrected on your MOT history \(https://www.gov.uk/getting-an-mot/correcting-mot-certificate-mistakes\)](https://www.gov.uk/getting-an-mot/correcting-mot-certificate-mistakes) (such as mileage or vehicle details) if it's wrong.

[Hide all sections](#)

MOT history

Check mileage recorded at test, expiry date, and test outcome

[Hide](#)

Date tested
13 April 2026

PASS

Mileage
212,524 miles

Test location

[View test location](#)

MOT test number

Expiry date
19 April 2027

13 April 2026

FAIL

212,521 miles



Test location

▶ [View test location](#)

Repair immediately (major defects):

- **Nearside Outer Drive shaft joint constant velocity boot split or insecure, no longer prevents the ingress of dirt (6.1.7 (g) (ii))**
- **Offside Outer Drive shaft joint constant velocity boot split or insecure, no longer prevents the ingress of dirt (6.1.7 (g) (ii))**
- **Offside Front Anti-roll bar linkage ball joint excessively worn (5.3.4 (a) (i))**
- **Nearside Front Suspension arm pin or bush excessively worn Rear bush (5.3.4 (a) (i))**
- **Offside Front Suspension arm pin or bush excessively worn Rear Bush (5.3.4 (a) (i))**

Monitor and repair if necessary (advisories):

- **Oil leak, but not excessive (8.4.1 (a) (i))**

▶ [What are defects and advisories?](#)

Date tested
16 April 2025

PASS

Mileage
176,232 miles

MOT test number



Test location

Expiry date
19 April 2026

▶ [View test location](#)

Date tested
16 April 2025

FAIL

Mileage
176,232 miles

MOT test number



Test location

▶ [View test location](#)

Repair immediately (major defects):

- **Nearside Front Suspension arm ball joint excessively worn (5.3.4 (a) (i))**
- **Offside Front Suspension arm ball joint excessively worn (5.3.4 (a) (i))**
- **Nearside Headlamp aim too high (4.1.2 (a))**

Monitor and repair if necessary (advisories):

- **Central Exhaust mounting defective (6.1.2 (a))**
- **Offside Front Tyre worn close to legal limit/worn on edge (5.2.3 (e))**
- **Offside Front Tyre worn close to legal limit/worn on edge (5.2.3 (e))**

▶ [What are defects and advisories?](#)

Date tested
19 April 2024

PASS

Mileage
142,679 miles

Test location

▶ [View test location](#)

MOT test number

Expiry date
19 April 2025

Date tested
18 April 2024

FAIL

Mileage
142,621 miles

Test location

▶ [View test location](#)

MOT test number

Repair immediately (major defects):

- **Nearside Front Anti-roll bar linkage ball joint excessively worn (5.3.4 (a) (i))**

Monitor and repair if necessary (advisories):

- **Nearside Front Suspension arm pin or bush worn but not resulting in excessive movement lower arm front bush split (5.3.4 (a) (i))**
- **Offside Front Suspension arm pin or bush worn but not resulting in excessive movement lower arm front bush split (5.3.4 (a) (i))**

▶ [What are defects and advisories?](#)

Date tested
20 April 2023

PASS

Mileage
108,638 miles

Test location

▶ [View test location](#)

MOT test number

Expiry date
19 April 2024

Date tested
20 April 2023

FAIL

Mileage
108,638 miles

Test location

▶ [View test location](#)

MOT test number

Repair immediately (major defects):

- **Nearside Front Suspension arm pin or bush excessively worn rear bush (5.3.4 (a) (i))**
- **Offside Front Suspension arm pin or bush excessively worn rear bush (5.3.4 (a) (i))**

▶ [What are defects?](#)

Date tested
14 April 2023

PASS

Mileage
108,110 miles

MOT test number
[REDACTED]

Test location

▶ [View test location](#)

Expiry date
13 April 2024

Monitor and repair if necessary (advisories):

- **Vehicles internal headlight adjuster altered to recheck lights**
- **Rear Brake disc worn, but not excessively both discs (1.1.14 (a) (i))**
- **Front Suspension arm pin or bush worn but not resulting in excessive movement rear bushes both sides have slight deterioration (5.3.4 (a) (i))**
- **Offside Rear suspension bump stop is deteriorated**

▶ [What are advisories?](#)

Date tested
14 April 2023

FAIL

Mileage
108,110 miles

MOT test number
[REDACTED]

Test location

▶ [View test location](#)

Repair immediately (major defects):

- **Headlamp aim too high both (4.1.2 (a))**

Monitor and repair if necessary (advisories):

- **Vehicles internal headlight adjuster altered to recheck lights**
- **Rear Brake disc worn, but not excessively both discs (1.1.14 (a) (i))**
- **Front Suspension arm pin or bush worn but not resulting in excessive movement rear bushes both sides have slight deterioration (5.3.4 (a) (i))**
- **Offside Rear suspension bump stop is deteriorated**

▶ [What are defects and advisories?](#)

Date tested
19 May 2022

PASS

Mileage
75,707 miles

MOT test number
[REDACTED]

Test location

▶ [View test location](#)

Expiry date
18 May 2023

Date tested
12 May 2022

Mileage
74,840 miles

MOT test number
[REDACTED]

PASS

Test location

▶ [View test location](#)

Expiry date
26 May 2023

Monitor and repair if necessary (advisories):

- **Nearside Rear Coil spring corroded (5.3.1 (b) (i))**
- **Offside Rear Coil spring corroded (5.3.1 (b) (i))**

▶ [What are advisories?](#)

Date tested
12 May 2021

PASS

Mileage
38,067 miles

Test location

▶ [View test location](#)

MOT test number

████████████████████

Expiry date
26 May 2022

Monitor and repair if necessary (advisories):

- **Nearside Rear Coil spring corroded (5.3.1 (b) (i))**
- **Offside Rear Coil spring corroded (5.3.1 (b) (i))**

▶ [What are advisories?](#)

Date tested
27 May 2020

PASS

Mileage
20,577 miles

Test location

▶ [View test location](#)

MOT test number

████████████████████

Expiry date
26 May 2021

Date tested
23 October 2019

PASS

Mileage
10,832 miles

Test location

▶ [View test location](#)

MOT test number

████████████████████

Expiry date
22 October 2020

The MOT test changed on 20 May 2018

Defects are now categorised according to their severity - dangerous, major, and minor. [Find out more \(https://www.gov.uk/government/news/mot-changes-20-may-2018\)](https://www.gov.uk/government/news/mot-changes-20-may-2018).

Safety recalls

We do not have recall information for this vehicle.

Contact your local PEUGEOT dealership to check if the vehicle has been recalled.



[Cookies](#) [Terms and conditions](#) [Privacy notice](#) [Accessibility statement](#)

[MOT history API](#) [Service status](#)

Built by the [Driver & Vehicle Standards Agency](#)

OG

All content is available under the [Open Government Licence v3.0](#), except where otherwise stated

[© Crown copyright](#)

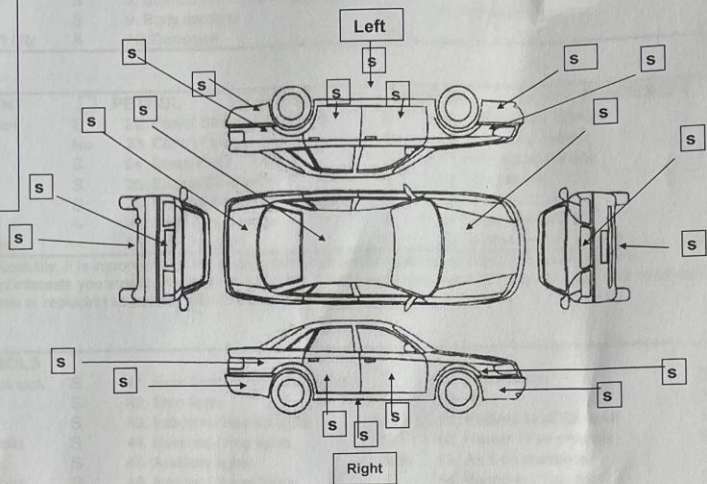
APPENDIX D

EXETER CITY COUNCIL APPROVED VEHICLE INSPECTION REPORT.

Customer Details		Report Date: 13/04/26
[REDACTED]		Report No: [REDACTED]
Customer's contact details		
Home: [REDACTED]		
Work: [REDACTED]		
Mobile: [REDACTED]		
VEHICLE DETAILS		
Make	Peugeot	Registration Number [REDACTED]
Model	Partner Blue Hdi S/S Tepee Active	Colour Silver / Red / Black
Vehicle Identity Number (VIN)	[REDACTED]	VIN Checked and confirmed on vehicle Yes X No
V5/Registration document available and checked		MOT Certificate available and checked Yes
Mileage reading (Not guaranteed)	In 212529	MOT Expiry Date 19/04/27
	Out 212524	Vehicle Excise Licence Expiry 01/10/26
Date of inspection	13/04/26	Time of inspection 13:30
Location of vehicle	[REDACTED]	
Lighting	Good	
Weather. (See notes)	Good	Ramp available. (See notes) Yes <input checked="" type="checkbox"/> No <input type="checkbox"/>
SECURITY CHECK		
The vehicle identification number on this vehicle was checked and found to be consistent with the manufacturer's format.		
SUMMARY REPORT		
X READY FOR USE – No faults found, suitable for immediate use.		
ADVISABLE REPAIRS ONLY – Suitable for immediate use but advisable repairs should be planned for.		
ESSENTIAL REPAIRS REQUIRED – Not suitable unless <u>all essential repairs are undertaken</u> and advisable repairs, if any are planned for.		
UNSATISFACTORY – Vehicle has significant deficiencies, which are judged to be impractical or uneconomical to repair to a satisfactory standard.		

Please read all pages of this report

KEY:
 S satisfactory
 R repainted
 = scratch
 X dent
 O corrosion
 C chip / rust
 P previous repairs
 W Wrap Missing



Minor blemishes, which are acceptable fair wear and tear for the vehicle's age, recorded mileage and type, are not recorded and you should satisfy yourself in this regard.

EVIDENCE OF BODYWORK REPAIRS	Yes	X No
BODYWORK CLEAN	Yes X	No (See Notes)

KEY FOR POINTS ON FOLLOWING PAGES

S	Satisfactory for age and recorded mileage
--	Could not be checked
x	Essential repair requiring immediate attention
A	Advisable repair should be considered prior to purchase
N/A	Not applicable
Y	Yes
N	No

Please note: Right = Off side (O/S) and Left = Near side (N/S) as viewed from the driver's seat.

Report No: 10532

BODY EXTERIOR					
1. Panel Condition / alignment	S	6. Door locks - operation	S	11. Mud flaps	S
2. Paintwork	S	7. Fuel filler cover and cap	S	12. Body panels	S
3. Exterior trim /grille	S	8. Soft top / Hard top (operation)	N/A	13. Bonnet catch	S
4. Glass	S	9. Body damage	S	14. Bonnet hinges	S
5. Bumpers / No plates – Ft / Rr	A	10. Corrosion	No		

ENGINE COMPARTMENT	<input type="checkbox"/> PETROL	<input checked="" type="checkbox"/> DIESEL	<input type="checkbox"/> HYBRID	No. of CYLINDERS: 4	
15. Coolant Level / Condition	S	22. Power Steering – oil level	S	29. Turbo / supercharger	--
16. Coolant leaks	No	23. Clutch Fluid	S	30. Fuel pump / pipes	S
17. Antifreeze *	S	24. Brake Fluid	S	31. Accelerator linkage	S
18. Radiator / Cap	S	25. Engine Oil level	S	32. Cold starting	--
19. Hoses / Pipes	S	26. External leaks (upper engine)	S	33. Fast idle (cold)	--
20. Drive Belts	--	27. Engine mountings	S	34. Noise level (cold)	--
21. Water Pump (Not visible)	--	28. Fuel Injection	S	35. Excess fumes / smoke	No

Note - To ensure future serviceability, it is important that the engine camshaft belt is replaced at intervals specified by the manufacturer. It is in your best interests you ensure that this is carried out. * Antifreeze only has a 2/3 year life span and requires its strength adjusting after this time or replacing as per manufacturers specifications.

ELECTRICAL / CONTROLS					
36. Starting system / Ignition lock	S	41. Rear lights & No. plate lights	S	49. Instruments	S
37. Battery condition	S	42. Stop lights	S	50. Horn	S
38. Battery voltages:	S	43. Indicator/ Hazard lights	S	51. Radio/Cass/CD/Aerial	S
- Normal 12.88 volts	S	44. Reverse / Fog lights	S	52. Heater / Fan controls	S
- Starting N/A volts	S	45. Auxiliary lights	N/A	53. Air Con operation	S
- Charging 14.38 volts	S	46. Interior / Panel lights	S	54. Windows / Sun roof	S
39. Headlights	S	47. Mirrors (electric)	S	55. Wipers / Washers	S
40. Sidelights / running lights	S	48. Controls / Switches	S	56. Headlamp wash / wipe	S

Note - We are unable to verify dash panel light and switch back lighting operation due to the daylight conditions. Please note that switching them "on or off" only assesses electrical components. Accuracy of instruments cannot be assessed.

INTERIOR / LUGGAGE COMPARTMENT			NUMBER OF SEATS: 5		
57. Steering Wheel / Adjustment	S	64. Door seals / hinges	S	71. Rear parcel shelf / load cover	--
58. Seat upholstery	S	65. Interior sills	S	72. Boot / tailgate lock	S
59. Seat adjustment	S	66. Headlining / visors	S	73. Luggage area trim con	S
60. Seatbelts	S	67. Sun roof	N/A	74. Illumination light	S
61. Carpets / Mats	S	68. Dash panel (condition)	S	75. Tool kit	S
62. Door trim panels	S	69. Cigarette lighter	N/A	76. Hard / Soft top (condition)	N/A
63. Door fittings / operation	S	70. Mirrors (internal)	S	77. Tonneau cover	N/A

FRONT SUSPENSION / STEERING / UNDER FRAME					
78. Engine underside leakage	No	83. Wheel hubs / bearings	S	88. Sub-frames mountings	S
79. Steering joints/ ball joints	S	84. Springs/suspension units	S	89. Suspension arms / mountings	S
80. Steering rack / box	S	85. Pipes / hoses	S	90. Tie bars / anti roll bars	S
81. Chassis members	S	86. Dampers (condition / leaks)	S	91. Corrosion protection	Yes
82. Power steering (operation)	S	87. Gaiters	S	92. Corrosion – floor/chassis	No

REAR SUSPENSION / UNDER FRAME					
93. Springs/suspension bars	S	97. Location rods/fixings	N/A	101. Sub-frames/ mountings	S
94. Anti roll bar	S	98. Bump stops/gaiters	S	102. Chassis members	S
95. Dampers/bushes	S	99. Wheel hubs/bearings	S	103. Corrosion protection	Yes
96. Suspension arms/fixings	S	100. Pipes/hoses	S	104. Corrosion – floor/chassis	No

CLUTCH / TRANSMISSION		<input checked="" type="checkbox"/> MANUAL	<input type="checkbox"/> AUTOMATIC	
105. Fluid / oil leaks	No	109. Casings	S	113 Backlash
106. Cables / adjustments	N/A	110. Mountings	S	114. Gaiters
107. Hydraulic system	S	111. Drive shaft assembly	S	115. Propshaft(s) / fittings
108. Linkage (wear)	S	112. Universal / sliding joints	S	116. Bearings / supports

Report No: 10532

EXHAUST SYSTEM					
117. Manifold	S	120. Silencer(s)	S	123. System condition	S
118. Pipes	S	121. Heat shields / mountings	S		
119. Catalytic converter (s)	S	122. Joints / couplings	S		

FUEL SYSTEM					
124. Tank	S	126. Fuel lines	S	128. Evidence of leaks	No
125. Tank fixings	S	127. Breather pipes	S		

BRAKES					
129. Master cylinder security	S	132. Flexible hoses	S	135. Handbrake op / adjustment	S
130. Fluid leaks	No	133. Pipes / connections	S	136. Handbrake mechanism	S
131. Servo / power system	S	134. Discs / pads (if visible)	S	137. Pedal and pad / linkage	S

Note - If the vehicle is fitted with brake drums the internal parts including linings are not visible. Brake fluid should be replaced at the manufacturers specified intervals.

WHEELS AND TYRES Type: Steel					
It is recommended tyres be replaced when the tread depth reaches 2mm. If uneven tyre wear is noted, this may indicate incorrect geometry, which can result in excessive and rapid tyre wear. A full steering and geometry check is recommended.					
138. Wheel Rims	S				
139. Wheel Trims	S				
	Tyres	Make	Size	Type / Construction	Min tread depth
140. Front RH		Trazano	225/55/18	Radial	3.5mm S
141. Front LH		Kpatos	225/55/18	Radial	6.0mm S
142. Rear LH		Admiral	225/55/18	Radial	3.5mm S
143. Rear RH		Admiral	225/55/18	Radial	3.5mm S
144 Spare		No spare tyre or Emergency inflation device			A

145. ROAD TEST					
The road test has been undertaken within the speed limits and prevailing traffic conditions in the locality of the inspection. If a road test has not been carried out, please refer to the engineer's comments page.					
*If the vehicle is fitted with 4wd transmission then the systems have been checked for security, leakage and excessive noise. However, within the limitations of the road test the full functionality could not be checked.					
Test Distance		3 Miles		Speed achieved up to 40 MPH	
146. Final drive operation / Noise level	S	153. Instrument /controls function	No	160. Road holding / stability	S
147. Gearbox operation / Noise level	S	154. Steering wheel alignment	S	161. General steering / handling	S
148. Engine performance	S	155. 4WD operation *	N/A	162. Footbrake operation	S
149. Engine noise	S	156. Clutch operation **	S	163. Hand/park brake operation	S
150. Excess smoke	No	157. Cooling fan operation	S	164. Suspension noise	No
151. Overheating evidence	No	158. Steering effort	S	165. Warning lights	S
152. Auto changes / kick-down	N/A	159. Hot restarting	S	166. Cruise control	S

** It should be carefully noted that the life expectancy of clutches is uncertain and difficult to predict, being dependant on owners driving style, vehicle operation and terrain. The fact that the clutch has not been identified as faulty/slipping/juddering/noisy on the report does not and should not be taken to imply that the clutch assembly will have a continuing life expectancy from the time of our check. They can begin to slip at any time.

FINAL CHECK					
167. Oil leaks	No	168. Coolant leaks	No	169. Uneven tyre wear	No

Report No: 10532

Vehicle documents and Inspection environment notes.

Engineer Indicate with "X" as applicable.

Registration Document (V5):

- No registration document was seen with the vehicle and you are advised to satisfy yourself that the vehicle identification number and engine number (where quoted) correspond to those shown on this report. Warning: **DO NOT BUY ANY VEHICLE WITHOUT A V5.**
- The V5/Registration Document shows _____ previous keeper(s), the last change of Keeper on _____

Security:

- The Master Key was not available. Please ensure this is supplied if the vehicle is purchased.
- The engineer recommends that relevant spare and service keys be obtained prior to purchase.
- Obtain hand books and radio codes for vehicle prior to purchase as these were not seen in the vehicle.

M O T:

- As only a small amount of time is left on the MOT Certificate (less than 3 months) the engineer recommends a full year's MOT be obtained prior to purchase.
- A 12 Month MOT Certificate has been seen with the vehicle.

Servicing:

- The service history seen, indicated that the last recorded service was carried out at miles. No immediate servicing is necessary. Next service is due as per manufacturer's recommendations or as per the Vehicles Service indicator.
- The service history seen, indicated that the last recorded service was carried out on miles. Therefore the engineer would suggest a full service and brake inspection to the manufacturer recommendations prior to purchase, which may reveal further defects not apparent at this examination.
- No service documentation seen with this vehicle, therefore the engineer would recommend a full service and brake inspection to the manufacturer's recommendations prior to purchase, which may reveal further defects not apparent at this examination.

Inspection conditions notes:

- No vehicle hoist/ramp was available. A large trolley jack and stands were used in order to carry out underside checks. This limits the view of the underside. Some areas could not be fully seen. There *may* be further defects, which may be visible given clear access and view.
- The body/paintwork was wet/dirty/dusty this severely restricts inspection of the paintwork. Please note that there may be other defects present, which were not visible due to the obscured paintwork, but which may become visible once dry and clean.

Report No: 10532

Engineers Comments

The vehicle is considered overall to be a fair and reasonable example of the type, being in a generally reasonable condition and generally considered to be consistent with the type for the age and indicated recorded mileage in most areas.

The items listed as "could not be checked" (---) normally indicate items were obscured by covers/shields or other equipment.

The Water pump – Engine drive belt/chain - these items could not been fully examined, as covers, trims and other equipment obscure them.

The cooling system was pressure tested to 0.7 bars, no pressure loss was noted on the system or pressure cap. The antifreeze concentration was acceptable, but has deteriorated from its original strength and at the next routine service may need to be refreshed/replaced. It is advised that the coolant strength be checked again at the next routine service. Antifreeze only has a 2/3-year life and requires its strength adjusting after this time or replacing as per manufacturer's specifications.

The vehicle is fitted with vented front brake disc and pads, supported at the rear by a single arrangement. Although the visible brakes only show some signs of general serviceable wear, some deterioration is noted, which will need attention in the near future. It is strongly advised to remove all road wheels and examine the inner brake components, which are obscured on this vehicle prior to purchase, replacing any worn or badly corroded parts. It is probable that the front brakes at least, will need to be replaced at the next routine service.

The steering & suspension has been assessed to MOT standard. This allows for a degree of wear and deterioration of components without rendering them unserviceable. The extent of wear is not considered excessive at this juncture and unlikely to attract MOT failure.

The road test distance and or top speed was limited due to the general area/inspection location, and/or traffic levels and/or adverse weather conditions and/or lack of fuel when the vehicle was tested and driven. Comment cannot be made in these instances in relation to possible "high speed" or "sustained speed," related driving defects, which may become apparent at a later stage after any purchase due to these limiting conditions.

Additional Comments

NONE

Report No: 10532

Essential Repairs

It is strongly advised that the essential defects are investigated and rectified prior to purchase.

Comment

Additional Comments

NONE.

Report No: 10532

Advisable Repairs

Please note that the advisable items may prove costly to repair and must be considered.

Item	Comment
144.	No spare tyre or Emergency inflation device.

Report No: 10532

PLEASE READ CAREFULLY

- You are strongly advised to discuss the findings of this report with the vendor prior to making your decision to purchase the vehicle.
- Essential repairs should be investigated and rectified prior to purchase. These may be costly.
- Advisable repairs may prove costly to repair and must be considered prior to purchase.



te 13/04/26

APPENDIX E

















By virtue of paragraph(s) 1, 2 of Part 1 of Schedule 12A
of the Local Government Act 1972.

Document is Restricted

This page is intentionally left blank

By virtue of paragraph(s) 1, 2 of Part 1 of Schedule 12A
of the Local Government Act 1972.

Document is Restricted

This page is intentionally left blank

By virtue of paragraph(s) 1, 2 of Part 1 of Schedule 12A
of the Local Government Act 1972.

Document is Restricted

This page is intentionally left blank

By virtue of paragraph(s) 1, 2 of Part 1 of Schedule 12A
of the Local Government Act 1972.

Document is Restricted

This page is intentionally left blank

By virtue of paragraph(s) 1, 2 of Part 1 of Schedule 12A
of the Local Government Act 1972.

Document is Restricted

This page is intentionally left blank

By virtue of paragraph(s) 1, 2 of Part 1 of Schedule 12A
of the Local Government Act 1972.

Document is Restricted

This page is intentionally left blank

REPORT TO LICENSING SUB COMMITTEE

Date of Hearing: 17 June 2026

Report of: Julie Bennett Licensing Officer

Type of Application: RENEWAL of a licence relating to a Hackney Carriage vehicle over 8 years old.

Legislation: Local Government (Miscellaneous Provisions) Act 1976, Town Police Clauses Act 1847

Applicant: [REDACTED]

1. What is the report about?

- 1.1 An application attached at Appendix A has been received from the Applicant, a licensed taxi driver seeking permission for the renewal of a hackney carriage licence for a vehicle which is more than 8 years old. This is a matter that cannot be dealt with under delegated powers.

2. Background:

- 2.1 The vehicle that is being presented for licensing as a hackney carriage vehicle is a 4 passenger, Toyota Prius, registration number YB66 JCX, with a date of first registration of 13 January 2017. A copy of the vehicle registration document is attached as Appendix B.
- 2.2 The vehicle is Euro 6 standard and the emissions recorded at last MOT was 70 g/km.

3. Report Details:

- 3.1 The vehicle has a current MOT certificate dated 30 April 2026 and expires 5 May 2027. The mileage recorded at the MOT inspection was 209,662 miles. The MOT certificate and history are attached as Appendix C. The MOT history shows that the vehicle has failed the MOT test on two occasions since 2019. In addition to the MOT certificate there is an independent mechanical inspection report, which has been submitted, this is dated 30 April 2026 and is attached as Appendix D. Photos of the vehicle are attached at Appendix E. Upon inspection by a Council Officer the vehicle was found to be in reasonable condition for the age. The vehicle was first plated by Exeter City Council on 26 May 2019 and has been licensed since that date.
- 3.2 The Licensing Sub-Committee must have regard to the Council's the Practices and Procedures for the control of Hackney Carriage and Private Hire Vehicles, Drivers and Operators and the Code of Conduct for Licensed Drivers ('Taxi Policy').
- 3.3 Vehicles presented for renewal that are more than 8 years old will be referred to the Licensing Sub-Committee for determination.

4. What are the legal aspects?

- 4.1 Section 37 of the Town Police Clauses Act 1847 provides that a district council may grant a vehicle a Hackney Carriage Licence. Section 47 of the Local Government (Miscellaneous Provisions) Act 1976 ('the Act') states that a district council may attach such conditions to a licence as it considers reasonably necessary. The conditions that may apply are set out in the Taxi Policy.
- 4.2 Any person aggrieved by a refusal of the Licensing Sub-Committee to grant a vehicle licence may appeal to the Magistrates Court within 21 days of receiving written notice of the refusal.

5. Recommendations:

- 5.1 The Licensing Sub-Committee are asked to determine the application having regard to current policy.

Service Lead – Head of Environment and Waste

Author: Julie Bennett – Licensing Officer

Local Government (Access to Information) Act 1972 (as amended)

Background papers used in compiling this report:-
None

Contact for enquires:
Democratic Services (Committees)
Room 4.36
01392 265275

APPENDIX A

Civic Centre, Paris Street, Exeter, EX1 1JN
www.exeter.gov.uk

Please ask for: Licensing

Direct Dial: 01392 265702

Email: licensing.team@exeter.gov.uk

Our ref: [REDACTED]

Your ref: [REDACTED]

Date: 1 April 2026

Dear [REDACTED]

Local Government (Miscellaneous Provisions) Act 1976
Hackney Carriage Licence No.: [REDACTED] - Expires 31 May 2026

According to our records your Hackney Carriage Vehicle licence is due to expire on **31 May 2026**. If you wish to renew your vehicle licence please ensure that you send the required documents to licensing.team@exeter.gov.uk, leaving a minimum of 14 days for us to process your application before the date of expiry. Required documents include:

1. Completed renewal application (enclosed)
2. The vehicle registration document
3. An MOT certificate that is not more than (3) three months old. All advisories to have been completed (evidence to be supplied)
4. A current certificate (or cover note) of insurance for the vehicle
5. Taxi Meter & CCTV compliance certificate

These can be scanned or photographs of the original documents, but they must be clear and easy to read.

Once we have your documents we will process your renewal and call you for payment. We will also arrange for you to bring your vehicle in for inspection.

If your licence is not renewed by the expiry date shown on the licence then the application will be treated as a new application. This may mean that your vehicle cannot be licensed.

Colour and Livery

Please ensure that your Hackney Carriage has the correct livery in place and the livery is in the correct colours and looks tidy. Make sure that the vehicle has two door crests on the front doors and you have three bus lane stickers and the stickers are placed correctly on the rear and on the rear panels of the vehicle.

CCTV

In-cab CCTV is mandatory and must be in working order when presented for inspection.

Parking

Please note that parking is now restricted at the rear of the Civic Centre. We only have access to a single parking space there now, and this is valid only for your 30 minute appointment slot. Failure to park within the designated parking bay may lead to you receiving a £50 penalty notice.

Yours sincerely

**APPLICATION FOR THE RENEWAL OF A
A HACKNEY CARRIAGE OR PRIVATE HIRE VEHICLE LICENCE**

(Some details on this form are pre-filled from our records – if any of these details are incorrect, please use the blank space provided to give the correct details)

Name:	████████████████████
Address:	██

Telephone		Email:	████████████████████
Mobile	██████████	Vehicle registration number	██████████

Type of licence held:	Hackney Carriage Vehicle	Vehicle Plate Number:	████
Licence expiry date:	31 May 2026	Driver Licence No.	████████████████████

Any other person who is a proprietor of the vehicle or who is concerned either solely or in partnership with any other person in the keeping, employing or letting of hire of the vehicle.

Name	Address

I hereby apply for a licence for the motor vehicle identified in this application to be used as a *Hackney Carriage* / *Private Hire Vehicle* within the City of Exeter and I hereby declare that all particulars entered on the form are true and correct to the best of my knowledge and belief. *(*Delete which does not apply)*

VEHICLE DETAILS		
Make of vehicle:	Model of vehicle:	Number of passengers:
██████████	██████████	4
Vehicle Registration Document number:		Date of first registration:
██		██████████
Details of current vehicle insurance:		Date insurance expires:
FULL		██████████

Any changes in the circumstances which might render any of the above information incorrect must be immediately reported to the Office of the Assistant Director Environment, Exeter City Council, Paris Street, Exeter, EX1 1RQ

NB: INFORMATION DISCLOSED ON THIS FORM MAY BE REVEALED TO OTHER AGENCIES AND BODIES FOR THE SOLE PURPOSE OF PREVENTING OR DETECTING CRIMES.

Private Hire Vehicle Renewal Procedure:

Licenses for Private Hire vehicles are issued for a maximum of 12 months at any one time. Vehicles presented for renewal that are less than 8 years old can be renewed by Licensing Officers under delegated powers.

Vehicles presented for renewal that are between 8 and 9 years old can be renewed by Licensing Officers under delegated powers provided that the vehicle is presented for inspection in a satisfactory condition, and a comprehensive report provided into the mechanical fitness of the vehicle has been undertaken by the AA, RAC, or DEKRA, or any other approved engineer, and any essential works identified have been carried out and evidence provided to establish this. If Officers are in doubt as to the fitness or suitability of a vehicle to carry on as a licenced vehicle then they shall refer the application to the Sub-committee for determination.

Vehicles presented for renewal that are between 9 and 10 years old will be referred to the licensing sub-committee for determination. Applicants will be advised to provide a comprehensive report into the mechanical fitness of the vehicle as outlined above.

Vehicles presented for renewal that are more 10 years old, shall not be granted. However the applicant will be given the right to apply for the application to be considered by a licensing sub-committee if they feel that their particular circumstances justify a deviation from the existing Policies.

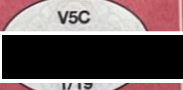
Office use only		Plate Number: H066	
Fee paid:		Date:	Receipt No.:
INSPECTION OF:		SATISFACTORY:	
1. Insurance	YES	NO	
2. Fire Extinguisher/First Aid Kit	YES	NO	
3. Cleanliness	YES	NO	
4. Advertising Signs	YES	NO	
5. Meter	YES	NO	
6. Plate fixing	YES	NO	
7. Tariff	YES	NO	
8. Bus Lane stickers	YES	NO	

Licence to be issued:	YES	NO
-----------------------	-----	----


NOTES:	
Date checked by officer:	SIGNED (officer)

APPENDIX B

V5C




17 12





Driver & Vehicle
Licensing
Agency

Registration number



UNITED KINGDOM
UK REGISTRATION
CERTIFICATE


501_1076100013_03253_0052_40400


Registered keeper

You **must** make sure that the name and address printed here is correct. If it is not, see section 3.

Document reference number
Don't share, keep it safe



Acquired vehicle on 21 10 2019




Thinking of buying this vehicle?

Buyer beware...

Do you know how to avoid being tricked into buying a stolen vehicle?

For tips and advice go to gov.uk/checks-when-buying-a-used-car



THIS DOCUMENT IS NOT PROOF OF OWNERSHIP.
It shows who is responsible for registering and taxing the vehicle.

Registration Certificate translations

Свидетельство за регистрация	Zulassungsbescheinigung	Certificat d'immatriculation	Registrācijas liudzimas	Dowód Rejestracyjny	Prometno dovoljenje
Permiso de circulación	Registreeimistunnistus	Teastas Cíairithe	Forgalmi engedély	Certificado de matrícula	Rekisterointitodistus
Ουδέτερο οχημάτων	Άδειά κυκλοφορίας	Carta di circolazione	Certifikat ta' Registrazzjoni	Certificat de immatriculare	Registrieringsbeviset
Registreringsattest	Πρωτογενικό Έγγραφο	Registrācijas apliecība	Kentekenbewijs	Osvědčení o evidenci	Prometna dozvola

European Community

Data protection

DVLA handles your personal data in accordance with road vehicle law and data protection laws. The law allows us to release your data to the police and other enforcement bodies. We also provide data to other parties where the law allows it. For further information about how we process your data, your rights and who to contact, see our [privacy notice at gov.uk/dvla/privacy-policy](http://gov.uk/dvla/privacy-policy)

Special notes (these notes cannot be removed)

NO. OF FORMER KEEPERS 1
1. DECLARED NEW AT FIRST REGISTRATION.

How to fill in your V5C Registration Certificate (log book)

Tax or SORN (Statutory Off Road Notification) using the document reference number above.

1 Change my vehicle details

2 Selling or transferring my vehicle to a new keeper (not a trader)

3 Change my name and / or address

4 Selling, transferring or part exchanging this vehicle to a motor trader

5 Permanently exporting this vehicle for more than 12 months

6 New keeper slip

You **must** fill in section 1 over the page and return the **whole V5C** to DVLA, Swansea, SA99 1BA. For more information go to: gov.uk/change-vehicle-details-registration-certificate

It's quick and simple to tell us online at: gov.uk/sold-bought-vehicle Or fill in section 2 over the page and send to DVLA, Swansea, SA99 1BA. You **must** give section 6 to the new keeper.

You **must** fill in section 3 over the page and return the **whole V5C** to DVLA, Swansea, SA99 1BA. You should receive your new V5C within 4 weeks. For more information go to: gov.uk/change-name-address-v5c

It's quick and simple to tell us online at: gov.uk/sold-bought-vehicle Or fill in section 4 over the page and return just that page to DVLA, Swansea, SA99 1BA.

If you or someone you're selling the vehicle to is taking it out of the country for 12 months or more, go to section 5 over the page. For more information go to: gov.uk/taking-vehicles-out-of-uk

Selling your vehicle: you **must** fill in the date of sale on section 6 over the page and give it to the new keeper. **Vehicle tax or SORN isn't passed on to someone else.** For more information go to: gov.uk/vehicletaxrules

Failure to tell DVLA of any changes may result in a penalty and / or prosecution.

Vehicle details

Official use only

A: Registration number [REDACTED] [A.1] Z

B: Date of first registration 16 12 2016
 [B.1]: Date of first registration in the UK 16 12 2016
 D.1: Make PEUGEOT
 D.2: Type 7
 Variant JBHY
 Version 6/3S-5

Euro status
 Real driving emissions
 D.3: Model HORIZON RS BLUE HDI S/S
 D.5: Body type MPV
 [X]: Taxation class DIESEL CAR
 [D.6]: Suspension type
 [Y]: Revenue weight 1374.0 KG UNLADEN
 P.1: Cylinder capacity (cc) 1560 CC
 V.7: CO₂ (g/km) 109 G/KM
 P.3: Type of fuel HEAVY OIL
 S.1: Number of seats, including driver 5
 S.2: Number of standing places (where appropriate)
 [D.4]: Wheelplan 2-AXLE-RIGID BODY
 J: Vehicle category M1
 K: Type approval number E11*2007/46*3133*03
 P.2: Max. net power (kW) 73

E: VIN/Chassis/Frame [REDACTED]
 P.5: Engine number JBHU3012830
 F.1: Max. permissible mass (exc. m/c) 2070
 G: Mass in service 1690
 Q: Power/Weight ratio (kW/kg) (only for motorcycles)
 R: Colour SILVER
 O: Technical permissible maximum towable mass of trailer
 O.1: braked (kg) 1300
 O.2: unbraked (kg) 720
 U: Sound level
 U.1: stationary (dB(A)) 78
 U.2: engine speed (min-1) 2813
 U.3: drive-by (dB(A)) 74
 V: Exhaust Emissions
 V.1: CO (g/km or g/kWh) 0.267
 V.2: HC (g/km or g/kWh)
 V.3: NOx (g/km or g/kWh) 0.031
 V.4: HC+NOx (g/km)
 V.5: particulates (g/km or g/kWh) 0.053

1 Change my vehicle details - Only fill in details to be corrected or changed

By submitting this form you are declaring that the information provided is correct. If you have made changes to your vehicle or if the information above is incorrect, you must

tell us by filling in the relevant box(es) below and send whole V5C to DVLA, Swansea, SA99 1BA. Use black ink and CAPITALS.

Registration number [REDACTED] Z

Document reference number [REDACTED]

Wheelplan / Body type: [REDACTED]

VIN / Chassis / Frame number: [REDACTED]

New revenue weight: [REDACTED] Date of change: [REDACTED] Cylinder capacity (cc): [REDACTED]

No. of seats inc. driver: [REDACTED] No. of standing places: [REDACTED] Type of fuel: [REDACTED]

Engine number: [REDACTED]

New colour: [REDACTED] Date of change: [REDACTED] CLR

Tax class: [REDACTED] Y

For information on how to change your tax class go to gov.uk/change-vehicle-tax-class

2 Selling or transferring my vehicle to a new keeper (not a trader)

By submitting this form you are declaring that the information provided is correct. You must tell us immediately if you have sold or transferred your vehicle. It's quick and simple to tell us online. If you don't receive an acknowledgment or tax refund, if applicable, go to gov.uk/contact-the-dvla as you may still be liable. If you want to keep the registration number you must do this before you sell or transfer it. To tell us go to: gov.uk/keep-registration-number

You can use this form to tell us if you have:

- Sold your vehicle privately - fill in the boxes below and the date of sale on section 6 over the page. Use black ink and CAPITALS. Tear off section 6 (green slip) give it to the new keeper. Return the rest of the V5C to DVLA, Swansea, SA99 1BA.
- Sold, transferred or part exchanged your vehicle to a motor trader - go to section 4 (yellow section) on the next page.

Registration number [REDACTED] Z

Document reference number [REDACTED]

Title: Mr: [REDACTED] Mrs: [REDACTED] Miss: [REDACTED]
 Or other title or business / company name: [REDACTED]
 New keeper's first and middle names written in full: [REDACTED]
 Surname: [REDACTED]
 DVLA fleet number for companies only: [REDACTED] Date of birth: (optional) [REDACTED]

Current UK address (house number, street name, town / city): [REDACTED]
 Foreign address? For information go to: gov.uk/taking-vehicles-out-of-uk

[REDACTED] Postcode: [REDACTED]

Date of sale: (mandatory) [REDACTED] Mileage: (optional) [REDACTED]

K Contact number of the new keeper: (optional) [REDACTED]
 Email address of the new keeper: (optional) [REDACTED]
 Driving licence number of the new keeper: (optional) [REDACTED]

Official use only. Do not write in this space.



ISC

[REDACTED] Z

APPENDIX C

MOT test certificate



Driver & Vehicle
Standards
Agency

1 Vehicle identification number

[REDACTED]

2a Registration number 2b Country of registration

[REDACTED]

GB

Make and model
PEUGEOT HORIZON

3 Vehicle category	4 Mileage	Mileage history	
M1	212,524 miles	176,232 miles	16.04.2025
		142,679 miles	19.04.2024
		108,638 miles	20.04.2023

7 **Pass**

8a Date of the test 8b Expiry date
13.04.2026 **19.04.2027**

To preserve the anniversary of the expiry date, the earliest you can present your vehicle for test is 20.03.2027.

9a Location of the test

[REDACTED]

9b Testing organisation and inspector name

[REDACTED]

MOT test number
3340 9438 7836

Check that this document is genuine by visiting www.gov.uk/check-mot-history

If any of the details are not correct, please contact DVSA by email at enquiries@dvs.gov.uk or by telephone on 0300 1239000.

Receive a free annual MOT reminder by subscribing at www.gov.uk/mot-reminder or by telephone on 0300 1239000.


Issuer signature

Check the MOT history of a vehicle

Help us make this service better. Give us your [feedback](https://dvs.a.qualtrics.com/jfe/form/SV_7X2O0cNscPctIP4?vm=SF66GWO&make_result=PEUGEOT&model_result=HORIZON&mot_first_used_date=2016-12-16&vehicle_age=3423&mot_expiry_date=2027-04-19&mot_expiry_date_days_left=353&user_satisfaction_banner=0&vehicle_data_origin=MTS&vehicle_type=LGV) (https://dvs.a.qualtrics.com/jfe/form/SV_7X2O0cNscPctIP4?vm=SF66GWO&make_result=PEUGEOT&model_result=HORIZON&mot_first_used_date=2016-12-16&vehicle_age=3423&mot_expiry_date=2027-04-19&mot_expiry_date_days_left=353&user_satisfaction_banner=0&vehicle_data_origin=MTS&vehicle_type=LGV).

[Back](#)

PEUGEOT HORIZON

[Check another vehicle \(/\)](#)

Colour
Red

Fuel type
Diesel

Date registered
16 December 2016

MOT valid until
19 April 2027

[Get an MOT reminder \(https://www.gov.uk/mot-reminder\)](https://www.gov.uk/mot-reminder) by email or text.

[Download test certificates \(/enter-document-reference?registration=SF66GWO\)](/enter-document-reference?registration=SF66GWO)

You can [get information corrected on your MOT history \(https://www.gov.uk/getting-an-mot/correcting-mot-certificate-mistakes\)](https://www.gov.uk/getting-an-mot/correcting-mot-certificate-mistakes) (such as mileage or vehicle details) if it's wrong.

[Hide all sections](#)

MOT history

Check mileage recorded at test, expiry date, and test outcome

[Hide](#)

Date tested
13 April 2026

PASS

Mileage
212,524 miles

Test location

[View test location](#)

MOT test number

Expiry date
19 April 2027

13 April 2026

FAIL

212,521 miles



Test location

▶ [View test location](#)

Repair immediately (major defects):

- **Nearside Outer Drive shaft joint constant velocity boot split or insecure, no longer prevents the ingress of dirt (6.1.7 (g) (ii))**
- **Offside Outer Drive shaft joint constant velocity boot split or insecure, no longer prevents the ingress of dirt (6.1.7 (g) (ii))**
- **Offside Front Anti-roll bar linkage ball joint excessively worn (5.3.4 (a) (i))**
- **Nearside Front Suspension arm pin or bush excessively worn Rear bush (5.3.4 (a) (i))**
- **Offside Front Suspension arm pin or bush excessively worn Rear Bush (5.3.4 (a) (i))**

Monitor and repair if necessary (advisories):

- **Oil leak, but not excessive (8.4.1 (a) (i))**

▶ [What are defects and advisories?](#)

Date tested
16 April 2025

PASS

Mileage
176,232 miles

Test location

▶ [View test location](#)

MOT test number



Expiry date
19 April 2026

Date tested
16 April 2025

FAIL

Mileage
176,232 miles

Test location

▶ [View test location](#)

MOT test number



Repair immediately (major defects):

- **Nearside Front Suspension arm ball joint excessively worn (5.3.4 (a) (i))**
- **Offside Front Suspension arm ball joint excessively worn (5.3.4 (a) (i))**
- **Nearside Headlamp aim too high (4.1.2 (a))**

Monitor and repair if necessary (advisories):

- **Central Exhaust mounting defective (6.1.2 (a))**
- **Offside Front Tyre worn close to legal limit/worn on edge (5.2.3 (e))**
- **Offside Front Tyre worn close to legal limit/worn on edge (5.2.3 (e))**

▶ [What are defects and advisories?](#)

Date tested
19 April 2024

PASS

Mileage
142,679 miles

Test location

▶ [View test location](#)

MOT test number

Expiry date
19 April 2025

Date tested
18 April 2024

FAIL

Mileage
142,621 miles

Test location

▶ [View test location](#)

MOT test number

Repair immediately (major defects):

- **Nearside Front Anti-roll bar linkage ball joint excessively worn (5.3.4 (a) (i))**

Monitor and repair if necessary (advisories):

- **Nearside Front Suspension arm pin or bush worn but not resulting in excessive movement lower arm front bush split (5.3.4 (a) (i))**
- **Offside Front Suspension arm pin or bush worn but not resulting in excessive movement lower arm front bush split (5.3.4 (a) (i))**

▶ [What are defects and advisories?](#)

Date tested
20 April 2023

PASS

Mileage
108,638 miles

Test location

▶ [View test location](#)

MOT test number

Expiry date
19 April 2024

Date tested
20 April 2023

FAIL

Mileage
108,638 miles

Test location

▶ [View test location](#)

MOT test number

Repair immediately (major defects):

- **Nearside Front Suspension arm pin or bush excessively worn rear bush (5.3.4 (a) (i))**
- **Offside Front Suspension arm pin or bush excessively worn rear bush (5.3.4 (a) (i))**

▶ [What are defects?](#)

Date tested
14 April 2023

PASS

Mileage
108,110 miles

MOT test number
[REDACTED]

Test location

▶ [View test location](#)

Expiry date
13 April 2024

Monitor and repair if necessary (advisories):

- **Vehicles internal headlight adjuster altered to recheck lights**
- **Rear Brake disc worn, but not excessively both discs (1.1.14 (a) (i))**
- **Front Suspension arm pin or bush worn but not resulting in excessive movement rear bushes both sides have slight deterioration (5.3.4 (a) (i))**
- **Offside Rear suspension bump stop is deteriorated**

▶ [What are advisories?](#)

Date tested
14 April 2023

FAIL

Mileage
108,110 miles

MOT test number
[REDACTED]

Test location

▶ [View test location](#)

Repair immediately (major defects):

- **Headlamp aim too high both (4.1.2 (a))**

Monitor and repair if necessary (advisories):

- **Vehicles internal headlight adjuster altered to recheck lights**
- **Rear Brake disc worn, but not excessively both discs (1.1.14 (a) (i))**
- **Front Suspension arm pin or bush worn but not resulting in excessive movement rear bushes both sides have slight deterioration (5.3.4 (a) (i))**
- **Offside Rear suspension bump stop is deteriorated**

▶ [What are defects and advisories?](#)

Date tested
19 May 2022

PASS

Mileage
75,707 miles

MOT test number
[REDACTED]

Test location

▶ [View test location](#)

Expiry date
18 May 2023

Date tested
12 May 2022

Mileage
74,840 miles

MOT test number
[REDACTED]

PASS

Test location

▶ [View test location](#)

Expiry date
26 May 2023

Monitor and repair if necessary (advisories):

- **Nearside Rear Coil spring corroded (5.3.1 (b) (i))**
- **Offside Rear Coil spring corroded (5.3.1 (b) (i))**

▶ [What are advisories?](#)

Date tested
12 May 2021

PASS

Mileage
38,067 miles

Test location

▶ [View test location](#)

MOT test number

████████████████████

Expiry date
26 May 2022

Monitor and repair if necessary (advisories):

- **Nearside Rear Coil spring corroded (5.3.1 (b) (i))**
- **Offside Rear Coil spring corroded (5.3.1 (b) (i))**

▶ [What are advisories?](#)

Date tested
27 May 2020

PASS

Mileage
20,577 miles

Test location

▶ [View test location](#)

MOT test number

████████████████████

Expiry date
26 May 2021

Date tested
23 October 2019

PASS

Mileage
10,832 miles

Test location

▶ [View test location](#)

MOT test number

████████████████████

Expiry date
22 October 2020

The MOT test changed on 20 May 2018

Defects are now categorised according to their severity - dangerous, major, and minor. [Find out more \(https://www.gov.uk/government/news/mot-changes-20-may-2018\)](https://www.gov.uk/government/news/mot-changes-20-may-2018).

Safety recalls

We do not have recall information for this vehicle.

Contact your local PEUGEOT dealership to check if the vehicle has been recalled.



[Cookies](#) [Terms and conditions](#) [Privacy notice](#) [Accessibility statement](#)

[MOT history API](#) [Service status](#)

Built by the [Driver & Vehicle Standards Agency](#)

OG

All content is available under the [Open Government Licence v3.0](#), except where otherwise stated

[© Crown copyright](#)

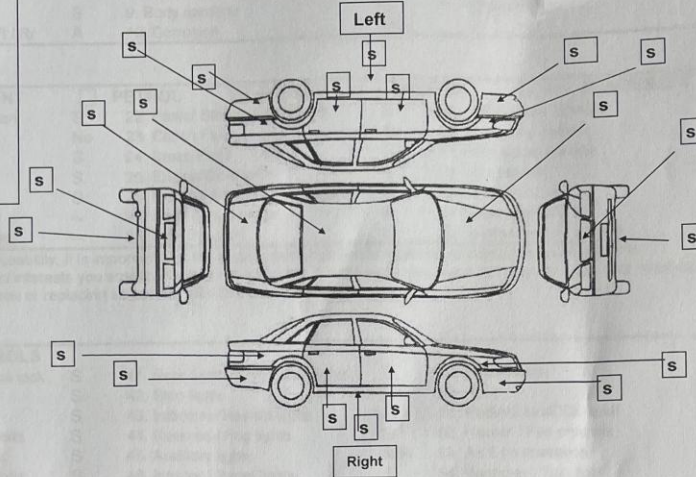
APPENDIX D

EXETER CITY COUNCIL APPROVED VEHICLE INSPECTION REPORT.

Customer Details		Report Date: 13/04/26
[REDACTED]		Report No: [REDACTED]
Customer's contact details		
Home: [REDACTED]		
Work: [REDACTED]		
Mobile: [REDACTED]		
VEHICLE DETAILS		
Make	Peugeot	Registration Number [REDACTED]
Model	Partner Blue Hdi S/S Tepee Active	Colour Silver / Red / Black
Vehicle Identity Number (VIN)	[REDACTED]	VIN Checked and confirmed on vehicle Yes X No
V5/Registration document available and checked		MOT Certificate available and checked Yes
Mileage reading (Not guaranteed)	In 212529	MOT Expiry Date 19/04/27
	Out 212524	Vehicle Excise Licence Expiry 01/10/26
Date of inspection	13/04/26	Time of inspection 13:30
Location of vehicle	[REDACTED]	
Lighting	Good	
Weather. (See notes)	Good	Ramp available. (See notes) Yes <input checked="" type="checkbox"/> No <input type="checkbox"/>
SECURITY CHECK		
The vehicle identification number on this vehicle was checked and found to be consistent with the manufacturer's format.		
SUMMARY REPORT		
<input checked="" type="checkbox"/> READY FOR USE – No faults found, suitable for immediate use.		
<input type="checkbox"/> ADVISABLE REPAIRS ONLY – Suitable for immediate use but advisable repairs should be planned for.		
<input type="checkbox"/> ESSENTIAL REPAIRS REQUIRED – Not suitable unless <u>all essential repairs are undertaken</u> and advisable repairs, if any are planned for.		
<input type="checkbox"/> UNSATISFACTORY – Vehicle has significant deficiencies, which are judged to be impractical or uneconomical to repair to a satisfactory standard.		

Please read all pages of this report

KEY:
 S satisfactory
 R repainted
 = scratch
 X dent
 O corrosion
 C chip / rust
 P previous repairs
 W Wrap Missing



Minor blemishes, which are acceptable fair wear and tear for the vehicle's age, recorded mileage and type, are not recorded and you should satisfy yourself in this regard.

EVIDENCE OF BODYWORK REPAIRS	Yes	X No
BODYWORK CLEAN	Yes X	No (See Notes)

KEY FOR POINTS ON FOLLOWING PAGES

- S Satisfactory for age and recorded mileage
- Could not be checked
- x Essential repair requiring immediate attention
- A Advisable repair should be considered prior to purchase
- N/A Not applicable
- Y Yes
- N No

Please note: Right = Off side (O/S) and Left = Near side (N/S) as viewed from the driver's seat.

Report No: 10532

BODY EXTERIOR					
1. Panel Condition / alignment	S	6. Door locks - operation	S	11. Mud flaps	S
2. Paintwork	S	7. Fuel filler cover and cap	S	12. Body panels	S
3. Exterior trim /grille	S	8. Soft top / Hard top (operation)	N/A	13. Bonnet catch	S
4. Glass	S	9. Body damage	S	14. Bonnet hinges	S
5. Bumpers / No plates – Ft / Rr	A	10. Corrosion	No		

ENGINE COMPARTMENT	<input type="checkbox"/> PETROL	<input checked="" type="checkbox"/> DIESEL	<input type="checkbox"/> HYBRID	No. of CYLINDERS: 4	
15. Coolant Level / Condition	S	22. Power Steering – oil level	S	29. Turbo / supercharger	--
16. Coolant leaks	No	23. Clutch Fluid	S	30. Fuel pump / pipes	S
17. Antifreeze *	S	24. Brake Fluid	S	31. Accelerator linkage	S
18. Radiator / Cap	S	25. Engine Oil level	S	32. Cold starting	--
19. Hoses / Pipes	S	26. External leaks (upper engine)	S	33. Fast idle (cold)	--
20. Drive Belts	--	27. Engine mountings	S	34. Noise level (cold)	--
21. Water Pump (Not visible)	--	28. Fuel Injection	S	35. Excess fumes / smoke	No

Note - To ensure future serviceability, it is important that the engine camshaft belt is replaced at intervals specified by the manufacturer. It is in your best interests you ensure that this is carried out. * Antifreeze only has a 2/3 year life span and requires its strength adjusting after this time or replacing as per manufacturers specifications.

ELECTRICAL / CONTROLS					
36. Starting system / Ignition lock	S	41. Rear lights & No. plate lights	S	49. Instruments	S
37. Battery condition	S	42. Stop lights	S	50. Horn	S
38. Battery voltages:	S	43. Indicator/ Hazard lights	S	51. Radio/Cass/CD/Aerial	S
- Normal 12.88 volts	S	44. Reverse / Fog lights	S	52. Heater / Fan controls	S
- Starting N/A volts	S	45. Auxiliary lights	N/A	53. Air Con operation	S
- Charging 14.38 volts	S	46. Interior / Panel lights	S	54. Windows / Sun roof	S
39. Headlights	S	47. Mirrors (electric)	S	55. Wipers / Washers	S
40. Sidelights / running lights	S	48. Controls / Switches	S	56. Headlamp wash / wipe	S

Note - We are unable to verify dash panel light and switch back lighting operation due to the daylight conditions. Please note that switching them "on or off" only assesses electrical components. Accuracy of instruments cannot be assessed.

INTERIOR / LUGGAGE COMPARTMENT			NUMBER OF SEATS: 5		
57. Steering Wheel / Adjustment	S	64. Door seals / hinges	S	71. Rear parcel shelf / load cover	--
58. Seat upholstery	S	65. Interior sills	S	72. Boot / tailgate lock	S
59. Seat adjustment	S	66. Headlining / visors	S	73. Luggage area trim con	S
60. Seatbelts	S	67. Sun roof	N/A	74. Illumination light	S
61. Carpets / Mats	S	68. Dash panel (condition)	S	75. Tool kit	S
62. Door trim panels	S	69. Cigarette lighter	N/A	76. Hard / Soft top (condition)	N/A
63. Door fittings / operation	S	70. Mirrors (internal)	S	77. Tonneau cover	N/A

FRONT SUSPENSION / STEERING / UNDER FRAME					
78. Engine underside leakage	No	83. Wheel hubs / bearings	S	88. Sub-frames mountings	S
79. Steering joints/ ball joints	S	84. Springs/suspension units	S	89. Suspension arms / mountings	S
80. Steering rack / box	S	85. Pipes / hoses	S	90. Tie bars / anti roll bars	S
81. Chassis members	S	86. Dampers (condition / leaks)	S	91. Corrosion protection	Yes
82. Power steering (operation)	S	87. Gaiters	S	92. Corrosion – floor/chassis	No

REAR SUSPENSION / UNDER FRAME					
93. Springs/suspension bars	S	97. Location rods/fixings	N/A	101. Sub-frames/ mountings	S
94. Anti roll bar	S	98. Bump stops/gaiters	S	102. Chassis members	S
95. Dampers/bushes	S	99. Wheel hubs/bearings	S	103. Corrosion protection	Yes
96. Suspension arms/fixings	S	100. Pipes/hoses	S	104. Corrosion – floor/chassis	No

CLUTCH / TRANSMISSION		<input checked="" type="checkbox"/> MANUAL	<input type="checkbox"/> AUTOMATIC	
105. Fluid / oil leaks	No	109. Casings	S	113 Backlash
106. Cables / adjustments	N/A	110. Mountings	S	114. Gaiters
107. Hydraulic system	S	111. Drive shaft assembly	S	115. Propshaft(s) / fittings
108. Linkage (wear)	S	112. Universal / sliding joints	S	116. Bearings / supports

Report No: 10532

EXHAUST SYSTEM					
117. Manifold	S	120. Silencer(s)	S	123. System condition	S
118. Pipes	S	121. Heat shields / mountings	S		
119. Catalytic converter (s)	S	122. Joints / couplings	S		

FUEL SYSTEM					
124. Tank	S	126. Fuel lines	S	128. Evidence of leaks	No
125. Tank fixings	S	127. Breather pipes	S		

BRAKES					
129. Master cylinder security	S	132. Flexible hoses	S	135. Handbrake op / adjustment	S
130. Fluid leaks	No	133. Pipes / connections	S	136. Handbrake mechanism	S
131. Servo / power system	S	134. Discs / pads (if visible)	S	137. Pedal and pad / linkage	S

Note - If the vehicle is fitted with brake drums the internal parts including linings are not visible. Brake fluid should be replaced at the manufacturers specified intervals.

WHEELS AND TYRES Type: Steel					
It is recommended tyres be replaced when the tread depth reaches 2mm. If uneven tyre wear is noted, this may indicate incorrect geometry, which can result in excessive and rapid tyre wear. A full steering and geometry check is recommended.					
138. Wheel Rims	S				
139. Wheel Trims	S				
	Tyres	Make	Size	Type / Construction	Min tread depth
140. Front RH		Trazano	225/55/18	Radial	3.5mm S
141. Front LH		Kpatos	225/55/18	Radial	6.0mm S
142. Rear LH		Admiral	225/55/18	Radial	3.5mm S
143. Rear RH		Admiral	225/55/18	Radial	3.5mm S
144 Spare		No spare tyre or Emergency inflation device			A

145. ROAD TEST					
The road test has been undertaken within the speed limits and prevailing traffic conditions in the locality of the inspection. If a road test has not been carried out, please refer to the engineer's comments page.					
*If the vehicle is fitted with 4wd transmission then the systems have been checked for security, leakage and excessive noise. However, within the limitations of the road test the full functionality could not be checked.					
Test Distance		3 Miles		Speed achieved up to 40 MPH	
146. Final drive operation / Noise level	S	153. Instrument /controls function	No	160. Road holding / stability	S
147. Gearbox operation / Noise level	S	154. Steering wheel alignment	S	161. General steering / handling	S
148. Engine performance	S	155. 4WD operation *	N/A	162. Footbrake operation	S
149. Engine noise	S	156. Clutch operation **	S	163. Hand/park brake operation	S
150. Excess smoke	No	157. Cooling fan operation	S	164. Suspension noise	No
151. Overheating evidence	No	158. Steering effort	S	165. Warning lights	S
152. Auto changes / kick-down	N/A	159. Hot restarting	S	166. Cruise control	S

** It should be carefully noted that the life expectancy of clutches is uncertain and difficult to predict, being dependant on owners driving style, vehicle operation and terrain. The fact that the clutch has not been identified as faulty/slipping/juddering/noisy on the report does not and should not be taken to imply that the clutch assembly will have a continuing life expectancy from the time of our check. They can begin to slip at any time.

FINAL CHECK					
167. Oil leaks	No	168. Coolant leaks	No	169. Uneven tyre wear	No

Report No: 10532

Vehicle documents and Inspection environment notes.

Engineer Indicate with "X" as applicable.

Registration Document (V5):

- No registration document was seen with the vehicle and you are advised to satisfy yourself that the vehicle identification number and engine number (where quoted) correspond to those shown on this report. Warning: **DO NOT BUY ANY VEHICLE WITHOUT A V5.**
- The V5/Registration Document shows _____ previous keeper(s), the last change of Keeper on _____

Security:

- The Master Key was not available. Please ensure this is supplied if the vehicle is purchased.
- The engineer recommends that relevant spare and service keys be obtained prior to purchase.
- Obtain hand books and radio codes for vehicle prior to purchase as these were not seen in the vehicle.

M O T:

- As only a small amount of time is left on the MOT Certificate (less than 3 months) the engineer recommends a full year's MOT be obtained prior to purchase.
- A 12 Month MOT Certificate has been seen with the vehicle.

Servicing:

- The service history seen, indicated that the last recorded service was carried out at miles. No immediate servicing is necessary. Next service is due as per manufacturer's recommendations or as per the Vehicles Service indicator.
- The service history seen, indicated that the last recorded service was carried out on miles. Therefore the engineer would suggest a full service and brake inspection to the manufacturer recommendations prior to purchase, which may reveal further defects not apparent at this examination.
- No service documentation seen with this vehicle, therefore the engineer would recommend a full service and brake inspection to the manufacturer's recommendations prior to purchase, which may reveal further defects not apparent at this examination.

Inspection conditions notes:

- No vehicle hoist/ramp was available. A large trolley jack and stands were used in order to carry out underside checks. This limits the view of the underside. Some areas could not be fully seen. There *may* be further defects, which may be visible given clear access and view.
- The body/paintwork was wet/dirty/dusty this severely restricts inspection of the paintwork. Please note that there may be other defects present, which were not visible due to the obscured paintwork, but which may become visible once dry and clean.

Report No: 10532

Engineers Comments

The vehicle is considered overall to be a fair and reasonable example of the type, being in a generally reasonable condition and generally considered to be consistent with the type for the age and indicated recorded mileage in most areas.

The items listed as "could not be checked" (---) normally indicate items were obscured by covers/shields or other equipment.

The Water pump – Engine drive belt/chain - these items could not been fully examined, as covers, trims and other equipment obscure them.

The cooling system was pressure tested to 0.7 bars, no pressure loss was noted on the system or pressure cap. The antifreeze concentration was acceptable, but has deteriorated from its original strength and at the next routine service may need to be refreshed/replaced. It is advised that the coolant strength be checked again at the next routine service. Antifreeze only has a 2/3-year life and requires its strength adjusting after this time or replacing as per manufacturer's specifications.

The vehicle is fitted with vented front brake disc and pads, supported at the rear by a single arrangement. Although the visible brakes only show some signs of general serviceable wear, some deterioration is noted, which will need attention in the near future. It is strongly advised to remove all road wheels and examine the inner brake components, which are obscured on this vehicle prior to purchase, replacing any worn or badly corroded parts. It is probable that the front brakes at least, will need to be replaced at the next routine service.

The steering & suspension has been assessed to MOT standard. This allows for a degree of wear and deterioration of components without rendering them unserviceable. The extent of wear is not considered excessive at this juncture and unlikely to attract MOT failure.

The road test distance and or top speed was limited due to the general area/inspection location, and/or traffic levels and/or adverse weather conditions and/or lack of fuel when the vehicle was tested and driven. Comment cannot be made in these instances in relation to possible "high speed" or "sustained speed," related driving defects, which may become apparent at a later stage after any purchase due to these limiting conditions.

Additional Comments

NONE

Report No: 10532

Essential Repairs

It is strongly advised that the essential defects are investigated and rectified prior to purchase.

Comment

Additional Comments

NONE.

Report No: 10532

Advisable Repairs


Please note that the advisable items may prove costly to repair and must be considered.

Item	Comment
144.	No spare tyre or Emergency inflation device.

Report No: 10532

PLEASE READ CAREFULLY

- You are strongly advised to discuss the findings of this report with the vendor prior to making your decision to purchase the vehicle.
- Essential repairs should be investigated and rectified prior to purchase. These may be costly.
- Advisable repairs may prove costly to repair and must be considered prior to purchase.



te 13/04/26

APPENDIX E


















By virtue of paragraph(s) 1, 2 of Part 1 of Schedule 12A
of the Local Government Act 1972.

Document is Restricted

This page is intentionally left blank

By virtue of paragraph(s) 1, 2 of Part 1 of Schedule 12A
of the Local Government Act 1972.

Document is Restricted

This page is intentionally left blank

By virtue of paragraph(s) 1, 2 of Part 1 of Schedule 12A
of the Local Government Act 1972.

Document is Restricted

This page is intentionally left blank

By virtue of paragraph(s) 1, 2 of Part 1 of Schedule 12A
of the Local Government Act 1972.

Document is Restricted

This page is intentionally left blank

By virtue of paragraph(s) 1, 2 of Part 1 of Schedule 12A
of the Local Government Act 1972.

Document is Restricted

This page is intentionally left blank

By virtue of paragraph(s) 1, 2 of Part 1 of Schedule 12A
of the Local Government Act 1972.

Document is Restricted

This page is intentionally left blank

REPORT TO LICENSING SUB COMMITTEE

Date of Hearing:	17.06.2026
Report of:	Julie Bennett Licensing Officer
Decision Required:	RENEWAL of a licence relating to a Private Hire vehicle over 9 years old.
Legislation:	Local Government (Miscellaneous Provisions) Act 1976
Applicant:	[REDACTED]

1. What is the report about?

- 1.1 An application is attached at Appendix A that has been received from the Applicant, a licensed private hire operator and driver seeking permission for the renewal of a private hire vehicle licence for a vehicle which is 9 years old. The vehicle was 9 years old on the 28 September 2025. This is a matter that cannot be dealt with under the delegated powers.

2. Background:

- 2.1 The vehicle that is being presented for licensing as a private hire vehicle is a 4 passenger Volkswagen Passat, registration number MV66 NWR, with a date of first registration of 28 September 2016. A copy of the vehicle registration document is attached within Appendix B.
- 2.2 The vehicle is not Euro 6 standard and the emissions recorded at last MOT was 119 g/km.

3. Report Details:

- 3.1 The vehicle has a current MOT certificate dated 17 March 2026 and expires 4 April 2027. The mileage recorded at the MOT inspection was 201,523 miles. The MOT certificate and MOT history are included within Appendix C. The MOT history shows that the vehicle has failed the MOT test on four occasions since 2019. In addition to the MOT certificate there is an independent mechanical inspection report, which has been submitted, this is dated 20 March 2026 and is attached as Appendix D. Photos for the vehicle are attached at Appendix E. Upon inspection by a Council Officer the vehicle was found to be in reasonable condition for the age. The vehicle was first plated by Exeter City Council on 9 June 2020 and has been continuously licensed since that date.
- 3.2 The Licensing Sub-Committee must have regard to the Council's Practices and Procedures for the control of Hackney Carriage and Private Hire Vehicles, Drivers and Operators and the Code of Conduct for Licensed Drivers ('Taxi Policy').
- 3.3 Vehicles presented for renewal that are between 9 and 10 years old will be referred to the licensing sub-committee for determination.

- 3.4 Vehicles presented for renewal that are more 10 years old, shall not be granted. However, the Applicant will be given the right to apply for the application to be considered by a licensing sub-committee if they feel that their particular circumstances justify a deviation from the existing Policies.

4. What are the legal aspects?

- 4.1 Section 48(1) of the Local Government (Miscellaneous Provisions) Act 1976 ('the Act') states that a district council may on receipt of an application from the proprietor of any vehicle for the grant in respect of such vehicle of a licence to use the vehicle as a private hire vehicle, grant in respect thereof a vehicle licence:

Provided that a district council shall not grant such a licence unless they are satisfied-

a) that the vehicle is-

- i) suitable in type, size and design for use as a private hire vehicle;
- ii) not of such design and appearance as to lead any person to believe that the vehicle is a hackney carriage;
- iii) in a suitable mechanical condition;
- iv) safe; and
- v) comfortable;

b) that there is in force in relation to the use of the vehicle a policy of insurance or such security as complies with the requirements of Part VI of the Road Traffic Act 1988, and shall not refuse such a licence for the purpose of limiting the number of vehicles in respect of which such licence are granted by the council.

- 4.2 Under Section 48(4)(c) of the Act the Licensing Sub-Committee may grant a licence for a maximum period of 12 months.
- 4.3 Any person aggrieved by a refusal of the Licensing Sub-Committee to grant a vehicle licence under Section 48 of the Act may appeal to the Magistrates Court within 21 days of receiving written notice of the refusal.

5. Recommendations:

- 5.1 The Licensing Sub-Committee are asked to determine the application having regard to current policy.

Service Lead – Head of Environment and Waste

Author: Julie Bennett

Local Government (Access to Information) Act 1972 (as amended)

Background papers used in compiling this report:-
None

Contact for enquires:
Democratic Services (Committees)
Room 4.36
01392 265275

This page is intentionally left blank

APPENDIX A

Civic Centre, Paris Street, Exeter, EX1 1JN
www.exeter.gov.uk

Please ask for: Licensing
Direct Dial: 01392 265702
Email: licensing.team@exeter.gov.uk
Our ref: [REDACTED]
Your ref: [REDACTED]
Date: 11 May 2026

Dear [REDACTED]

Local Government (Miscellaneous Provisions) Act 1976
Private Hire Vehicle Licence No.: [REDACTED] - Expires 7 June 2026

According to our records your Private Hire Vehicle licence is due to expire on **7 June 2026**. If you wish to renew your vehicle licence please ensure that you send the required documents to licensing.team@exeter.gov.uk, leaving a minimum of 14 days for us to process your application before the date of expiry. Required documents include:

1. Completed renewal application (enclosed)
2. The V5 vehicle registration document (front page and both inner pages)
3. An MOT certificate that is not more than (3) three months old. All advisories to have been completed (evidence to be supplied)
4. A current certificate (or cover note) of insurance for the vehicle

These can be scanned or photographs of the original documents, but they must be clear and easy to read.

Once we have your documents we will process your renewal and call you for payment. We will also arrange for you to bring your vehicle in for inspection.

If the age of your vehicle is between 8 and 9 years old, then you will have to provide an additional mechanical vehicle inspection report. **The Council's policy states that any vehicles over 9 years old will not be granted a licence, unless there is an exceptional circumstance determined by a sub-committee. If you are applying for a vehicle over 9 years old you will not be granted a plate until the sub-committee has determined the matter.**

Please note: The only new vehicles exempt from an MOT are vehicles less than 12 months old.

If your licence is not renewed by the expiry date shown on the licence then the application will be treated as a new application. This may mean that your vehicle cannot be licensed.

Parking

Please note that parking is now restricted at the rear of the Civic Centre. We only have access to a single parking space there now, and this is valid only for your 30 minute appointment slot. Failure to park within the designated parking bay may lead to you receiving a £50 penalty notice.

Yours sincerely

Licensing Team

**APPLICATION FOR THE RENEWAL OF A
A HACKNEY CARRIAGE OR PRIVATE HIRE VEHICLE LICENCE**

(Some details on this form are pre-filled from our records – if any of these details are incorrect, please use the blank space provided to give the correct details)

Name:	██████████
Address:	██

Telephone		Email:	██ ██████████
Mobile	██████████	Vehicle registration number	████████████████

Type of licence held:	Private Hire Vehicle	Vehicle Plate Number:	██████
Licence expiry date:	7 June 2026	Driver Licence No.	

Any other person who is a proprietor of the vehicle or who is concerned either solely or in partnership with any other person in the keeping, employing or letting of hire of the vehicle.

Name	Address

I hereby apply for a licence for the motor vehicle identified in this application to be used as a *Hackney Carriage* / *Private Hire Vehicle* within the City of Exeter and I hereby declare that all particulars entered on the form are true and correct to the best of my knowledge and belief. (**Delete which does not apply*)

VEHICLE DETAILS		
Make of vehicle:	Model of vehicle:	Number of passengers:
Volkswagen	Passat	4
Vehicle Registration Document number:		Date of first registration:
		██████████
Details of current vehicle insurance:		Date insurance expires:
FULL		1 ██████████

--	--

Where will the vehicle be kept when not in use? (address):	

In respect of Private Hire Vehicles, by which Operator, and from what address will the Private Hire Vehicle be operated?	
Name of Operator:	
Address of Operator:	

When an application involves the substitution or exchange of an existing vehicle by a new one, please answer the following questions:

	YES	NO
Will the replaced vehicle continue to be used as a Licenced Private Hire/Hackney Carriage vehicle?	YES	NO
If NO, please specify reason: (i.e. private use, taken off road, etc.)		
If continuing to be used as a Licenced vehicle, please give name and address of new owner:		
Make of existing licenced vehicle:	Volkswagen	
Registration number of existing licenced vehicle:		

I understand that omissions or incorrect statements will render the Licence if granted, liable to suspension or revocation and render me liable to prosecution.

I have been given a copy of the conditions relating to this Licence.

SIGNED DATED _____

See over for notes.

Any changes in the circumstances which might render any of the above information incorrect must be immediately reported to the Office of the Assistant Director Environment, Exeter City Council, Paris Street, Exeter, EX1 1RQ

NB: INFORMATION DISCLOSED ON THIS FORM MAY BE REVEALED TO OTHER AGENCIES AND BODIES FOR THE SOLE PURPOSE OF PREVENTING OR DETECTING CRIMES.

Private Hire Vehicle Renewal Procedure:

Licenses for Private Hire vehicles are issued for a maximum of 12 months at any one time. Vehicles presented for renewal that are less than 8 years old can be renewed by Licensing Officers under delegated powers.

Vehicles presented for renewal that are between 8 and 9 years old can be renewed by Licensing Officers under delegated powers provided that the vehicle is presented for inspection in a satisfactory condition, and a comprehensive report provided into the mechanical fitness of the vehicle has been undertaken by the AA, RAC, or DEKRA, or any other approved engineer, and any essential works identified have been carried out and evidence provided to establish this. If Officers are in doubt as to the fitness or suitability of a vehicle to carry on as a licenced vehicle then they shall refer the application to the Sub-committee for determination.

Vehicles presented for renewal that are between 9 and 10 years old will be referred to the licensing sub-committee for determination. Applicants will be advised to provide a comprehensive report into the mechanical fitness of the vehicle as outlined above.

Vehicles presented for renewal that are more 10 years old, shall not be granted. However the applicant will be given the right to apply for the application to be considered by a licensing sub-committee if they feel that their particular circumstances justify a deviation from the existing Policies.

Office use only		Plate Number: P007	
Fee paid:		Date:	
		Receipt No.:	
INSPECTION OF:		SATISFACTORY:	
1. Insurance	YES	NO	
2. Fire Extinguisher/First Aid Kit	YES	NO	
3. Cleanliness	YES	NO	
4. Advertising Signs	YES	NO	
5. Meter	YES	NO	
6. Plate fixing	YES	NO	
7. Tariff	YES	NO	
8. Bus Lane stickers	YES	NO	

Licence to be issued:	YES	NO
------------------------------	-----	----

NOTES:	
Date checked by officer:	SIGNED (officer)

APPENDIX B



Driver & Vehicle
Licensing
Agency

Registration number




UNITED KINGDOM
UK REGISTRATION
CERTIFICATE

Registered keeper

You must make sure that the name and address printed here is correct. If it is not, see section 3.

Document reference number
Don't share, keep it safe



Acquired vehicle on 21 03 2024



Thinking of buying this vehicle?
Buyer beware...

Do you know how to avoid being tricked into buying a stolen vehicle?

For tips and advice go to gov.uk/checks-when-buying-a-used-car



THIS DOCUMENT IS NOT PROOF OF OWNERSHIP.
It shows who is responsible for registering and taxing the vehicle.

Registration Certificate translations

СВИДЕТЕЛЬСТВО ЗА РЕГИСТРАЦИЮ
Permiso de circulación
Osvědčení o registraci
Registreringsattest

Zulassungsbescheinigung
Registreeimistunnistus
Άδειά κυκλοφορίας /
Προμηθιακά Έγγραφο

Certificat d'immatriculation
Teastax Cláraithe
Carta di circolazione
Registrācijas apliecība

Registrācijas liudijimas
Forgalmi engedély
Certifikat ta' Registrazzjoni
Kestekenbewijs

Dowód Rejestracyjny
Certificado de matricula
Certificat de immatriculare
Osvědčení o evidenci

Prometno dovoljenje
Registrierbescheinigung
Registreringsbeviset
Prometna dozvola

Data protection

DVLA handles your personal data in accordance with road vehicle law and data protection laws. The law allows us to release your data to the police and other enforcement bodies. We also provide data to other parties where the law allows it. For further information about how we process your data, your rights and who to contact, see our privacy notice at gov.uk/dvla/privacy-policy

Special notes (these notes cannot be removed)

NO. OF FORMER KEEPERS 5
1. DECLARED NEW AT FIRST REGISTRATION.

How to fill in your V5C Registration Certificate (log book)

Tax or SORN (Statutory Off Road Notification) using the document reference number above.

1 Change my vehicle details

You must fill in section 1 over the page and return the whole V5C to DVLA, Swansea, SA99 1BA. For more information go to: gov.uk/change-vehicle-details-registration-certificate

2 Selling or transferring my vehicle to a new keeper (not a trader)

It's quick and simple to tell us online at: gov.uk/sold-bought-vehicle Or fill in section 2 over the page and send to DVLA, Swansea, SA99 1BA. You must give section 6 to the new keeper.

3 Change my name or address or both

It's quick and simple to tell us your new address online at: gov.uk/change-address-v5c Or if your name and address has changed you must fill in section 3 over the page and return the whole V5C to DVLA, Swansea, SA99 1BA.

4 Selling, transferring or part exchanging this vehicle to a motor trader

It's quick and simple to tell us online at: gov.uk/sold-bought-vehicle Or fill in section 4 over the page and return just that page to DVLA, Swansea, SA99 1BA.

5 Permanently exporting this vehicle for more than 12 months

If you or someone you're selling the vehicle to is taking it out of the country for 12 months or more, go to section 5 over the page. For more information go to: gov.uk/taking-vehicles-out-of-uk

6 New keeper slip

Selling your vehicle: you must fill in the date of sale on section 6 over the page and give it to the new keeper. **Vehicle tax or SORN isn't passed on to someone else.** For more information go to: gov.uk/vehicletaxrules

Failure to tell DVLA of any changes may result in a penalty or prosecution, or both.

V5C-0823

Vehicle details

Official use only

A Registration number [redacted] [A.1] M
B: Date of first registration 28 09 2016
[B.1]: Date of first registration in the UK 28 09 2016
D.1: Make VOLKSWAGEN
D.2: Type 3C
Variant AACRLBX0
Version FD6FD6D9002SV7MMVR262
Euro status
Real driving emissions
D.3: Model PASSAT GT TDI BMOTION TECH S-A
D.5: Body type 4 DOOR SALOON
[X]: Taxation class DIESEL CAR
[D.6]: Suspension type
[Y]: Revenue weight 2040 KG GROSS
P.1: Cylinder capacity (cc) 1968 CC
V.7: CO2 (g/km) 119 G/KM
P.3: Type of fuel HEAVY OIL
S.1: Number of seats, including driver 5
S.2: Number of standing places (where appropriate)
[D.4]: Wheelplan 2-AXLE-RIGID BODY
J: Vehicle category M1
K: Type approval number e1*2001/116*0307*44
P.2: Max. net power (kW) 110

E: VIN/Chassis/Frame number [redacted]
P.5: Engine number [redacted]
F.1: Max. permissible mass (exc. m/c) 2040
G: Mass in service 1501
Q: Power/Weight ratio (kW/kg) (only for motorcycles)
R: Colour SILVER
O: Technical permissible maximum towable mass of trailer
O.1: braked (kg) 2000
O.2: unbraked (kg) 750
U: Sound level
U.1: stationary (dB(A)) 70
U.2: engine speed (min-1) 2375
U.3: drive-by (dB(A)) 67
V: Exhaust Emissions
V.1: CO (g/km or g/kWh) 0.079
V.2: HC (g/km or g/kWh)
V.3: NOx (g/km or g/kWh) 0.062
V.4: HC+NOx (g/km or g/kWh) 0.082
V.5: particulates (g/km or g/kWh)
Automated vehicle (AV)

1 Change my vehicle details - Only fill in details to be corrected or changed

By submitting this form you are declaring that the information provided is correct. If you have made changes to your vehicle or if the information above is incorrect, you must tell us by filling in the relevant boxes below and send whole V5C to DVLA, Swansea, SA99 1BA. Use black ink and CAPITALS.

Registration number [redacted] M
Document reference number [redacted]
Wheelplan or Body type:
VIN, Chassis or Frame number:
New revenue weight: Date of change: Cylinder capacity (cc):
No. of seats inc. driver: No. of standing places: Type of fuel:
Engine number:
New colour: Date of change: CLR
Tax class: Y
For information on how to change your tax class go to gov.uk/change-vehicle-tax-class

2 Selling or transferring my vehicle to a new keeper (not a trader)

By submitting this form you are declaring that the information provided is correct. You must tell us immediately if you have sold or transferred your vehicle. It's quick and simple to tell us online. If you don't receive an acknowledgment or tax refund, if applicable, go to gov.uk/contact-the-dvla as you may still be liable. If you want to keep the registration number you must do this before you sell or transfer it. To tell us go to: gov.uk/keep-registration-number

Registration number [redacted] M
Document reference number [redacted]
Title: Mr: Mrs: Miss:
Or other title, or business or company name:
New keeper's first and middle names written in full:
Surname:
DVLA fleet number for companies only: Date of birth: (optional)
Current UK address (house number, street name, town or city):
Foreign address? For information go to: gov.uk/taking-vehicles-out-of-uk
Postcode:
Date of sale: (mandatory) Mileage: (optional)
K Contact number of the new keeper: (optional)
Email address of the new keeper: (optional)
Driving licence number of the new keeper: (optional)

Official use only. Do not write in this space.
[redacted] 21 03 24 41



3 Change
By submitting this form you are declaring that the information provided is correct. If your personal details have changed, you must tell us by filling in the relevant boxes below and send whole V5C to DVLA, Swansea, SA99 1BA. Use black ink and CAPITALS.
Registration number
Document reference number
Title: Mr: Mrs: Miss:
Or other title, or business or company name:
First and middle names written in full:
Surname:
4081 678 1622 / 10
4 Selling
By submitting this form you are declaring that the information provided is correct. If you are taking your vehicle to a motor trader or a motor dealer, or if you are part exchanging your vehicle, you must tell us by filling in the relevant boxes below and send whole V5C to DVLA, Swansea, SA99 1BA. Use black ink and CAPITALS.
Registration number
Document reference number
05
5 Part exchange
By submitting this form you are declaring that the information provided is correct. If you are taking your vehicle to a motor trader or a motor dealer, or if you are part exchanging your vehicle, you must tell us by filling in the relevant boxes below and send whole V5C to DVLA, Swansea, SA99 1BA. Use black ink and CAPITALS.
Registration number
6 New keeper
Do not send this form to the DVLA. You will be sent a new V5C or no Stamp Duty. It's quick and simple to tell us online.
Registration number
Document reference number
Date of sale:
540 1622 / 10
Official use only.

APPENDIX C

Check the MOT history of a vehicle

Help us make this service better. Give us your [feedback](https://dvs.qualtrics.com/jfe/form/SV_7X2O0cNscPctIP4?vm=MV66NWR&make=result=VOLKSWAGEN&model=result=PASSAT&mot_first_used_date=2016-09-28&vehicle_age=3502&mot_expiry_date=2027-04-04&mot_expiry_date_days_left=338&user_satisfaction_banner=0&vehicle_data_origin=MTS&vehicle_type=LGV) (https://dvs.qualtrics.com/jfe/form/SV_7X2O0cNscPctIP4?vm=MV66NWR&make=result=VOLKSWAGEN&model=result=PASSAT&mot_first_used_date=2016-09-28&vehicle_age=3502&mot_expiry_date=2027-04-04&mot_expiry_date_days_left=338&user_satisfaction_banner=0&vehicle_data_origin=MTS&vehicle_type=LGV).

[Back](#)

VOLKSWAGEN PASSAT

[Check another vehicle \(/\)](#)

Colour
Silver

Fuel type
Diesel

Date registered
28 September 2016

MOT valid until
4 April 2027

[Get an MOT reminder \(https://www.gov.uk/mot-reminder\)](https://www.gov.uk/mot-reminder) by email or text.

[Download test certificates \(/enter-document-reference?registration=MV66NWR\)](/enter-document-reference?registration=MV66NWR)

You can [get information corrected on your MOT history \(https://www.gov.uk/getting-an-mot/correcting-mot-certificate-mistakes\)](https://www.gov.uk/getting-an-mot/correcting-mot-certificate-mistakes) (such as mileage or vehicle details) if it's wrong.

[Hide all sections](#)

MOT history

Check mileage recorded at test, expiry date, and test outcome

[Hide](#)

Date tested
17 March 2026

PASS

Mileage
201,523 miles

Test location

[View test location](#)

MOT test number

Expiry date
4 April 2027

2 April 2025

PASS

187,411 miles

Test location

▶ [View test location](#)

Expiry date
4 April 2026

Date tested
2 April 2025

FAIL

Mileage
187,410 miles

Test location

▶ [View test location](#)

MOT test number

Do not drive until repaired (dangerous defects):

- **Nearside Front Suspension arm pin or bush likely to become detached rear bush (5.3.4 (a) (ii))**

Repair immediately (major defects):

- **Nearside Front Lower Suspension arm ball joint excessively worn (5.3.4 (a) (i))**

▶ [What are defects?](#)

Date tested
5 April 2024

PASS

Mileage
169,335 miles

Test location

▶ [View test location](#)

MOT test number

Expiry date
4 April 2025

Date tested
25 March 2024

PASS

Mileage
168,644 miles

Test location

▶ [View test location](#)

MOT test number

Expiry date
28 March 2025

Monitor and repair if necessary (advisories):

- **TPMS light on indicating a low tyre pressure**

▶ [What are advisories?](#)

Date tested
22 March 2024

FAIL

Mileage
168,641 miles

Test location

▶ [View test location](#)

MOT test number

Repair immediately (major defects):

- **Offside Headlamp aim too far to the right (4.1.2 (a))**

- Rear Registration plate does not conform to the specified requirements plate partially obscured (0.1 (d))
- Rear Registration plate inscription illegible (0.1 (b))

Monitor and repair if necessary (advisories):

- TPMS light on indicating a low tyre pressure

▶ [What are defects and advisories?](#)

Date tested
29 March 2023

PASS

Mileage
123,346 miles

Test location

▶ [View test location](#)

MOT test number

Expiry date
28 March 2024

Monitor and repair if necessary (advisories):

- Oil leak, but not excessive (8.4.1 (a) (i))
- Nearside Front Nail in tyre

▶ [What are advisories?](#)

Date tested
28 March 2023

FAIL

Mileage
123,345 miles

Test location

▶ [View test location](#)

MOT test number

Repair immediately (major defects):

- Offside Headlamp aim too high (4.1.2 (a))
- Offside Headlamp levelling device inoperative (4.1.5 (a))

Monitor and repair if necessary (advisories):

- Oil leak, but not excessive (8.4.1 (a) (i))
- Nearside Front Nail in tyre

▶ [What are defects and advisories?](#)

Date tested
28 March 2023

FAIL

Mileage
123,318 miles

Test location

▶ [View test location](#)

MOT test number

Repair immediately (major defects):

- Offside Headlamp aim too high (4.1.2 (a))
- Offside Headlamp levelling device inoperative (4.1.5 (a))

Monitor and repair if necessary (advisories):

- Rear Brake pad(s) wearing thin (1.1.13 (a) (ii))

- Oil leak, but not excessive engine area (8.4.1 (a) (i))

▶ [What are defects and advisories?](#)

Date tested
23 May 2022

PASS

Mileage
89,380 miles

Test location

▶ [View test location](#)

MOT test number

Expiry date
4 June 2023

Date tested
2 June 2021

PASS

Mileage
62,596 miles

Test location

▶ [View test location](#)

MOT test number

Expiry date
4 June 2022

Monitor and repair if necessary (advisories):

- **Nearside Rear Tyre worn close to legal limit/worn on edge (5.2.3 (e))**

▶ [What are advisories?](#)

Date tested
5 June 2020

PASS

Mileage
58,992 miles

Test location

▶ [View test location](#)

MOT test number

Expiry date
4 June 2021

Date tested
26 February 2020

PASS

Mileage
58,576 miles

Test location

▶ [View test location](#)

MOT test number

Expiry date
25 February 2021

Date tested
13 September 2019

PASS

Mileage
52,505 miles

Test location

▶ [View test location](#)

MOT test number

Expiry date
27 September 2020

Monitor and repair if necessary (advisories):

- **Nearside Rear Brake disc worn, pitted or scored, but not seriously weakened (1.1.14 (a) (ii))**

- **Offside Rear Brake disc worn, pitted or scored, but not seriously weakened (1.1.14 (a) (ii))**
- **Rear Brake pad(s) wearing thin (1.1.13 (a) (ii))**

▶ [What are advisories?](#)

The MOT test changed on 20 May 2018

Defects are now categorised according to their severity - dangerous, major, and minor. [Find out more \(https://www.gov.uk/government/news/mot-changes-20-may-2018\)](https://www.gov.uk/government/news/mot-changes-20-may-2018).

Safety recalls

We do not have recall information for this vehicle.

Contact your local VOLKSWAGEN dealership to check if the vehicle has been recalled.



[Cookies](#) [Terms and conditions](#) [Privacy notice](#) [Accessibility statement](#)
[MOT history API](#) [Service status](#)

Built by the [Driver & Vehicle Standards Agency](#)

OGL

All content is available under the [Open Government Licence v3.0](#), except where otherwise stated

[© Crown copyright](#)

APPENDIX D

EXETER CITY COUNCIL APPROVED VEHICLE INSPECTION REPORT.

Customer Details



Report Date: 20/03/26

Report No: [Redacted]

Customer's contact details

Home:

Work: 01392 210739

Mobile: 07810825111

VEHICLE DETAILS

Make Volkswagen

Registration Number [Redacted]

Model Passat Gt Tdi Bluetotion Technology Dsg

Colour Silver

Vehicle Identity Number (VIN) [Redacted]

VIN Checked and confirmed on vehicle
Yes X No

V5/Registration document available and checked

MOT Certificate available and checked Yes

Mileage reading In 174208
(Not guaranteed) Out 174212

MOT Expiry Date 04/04/27
Vehicle Excise Licence Expiry 01/04/27

Date of inspection 20/03/26

Time of inspection 12:00

Location of vehicle Exeter Motor Works, Unit 1 City Industrial Estate, Exeter.

Lighting Good

Weather. Good
(See notes)

Ramp available. Yes No
(See notes)

SECURITY CHECK

The vehicle identification number on this vehicle was checked and found to be **consistent** with the manufacturer's format.

SUMMARY REPORT

READY FOR USE – No faults found, suitable for immediate use.

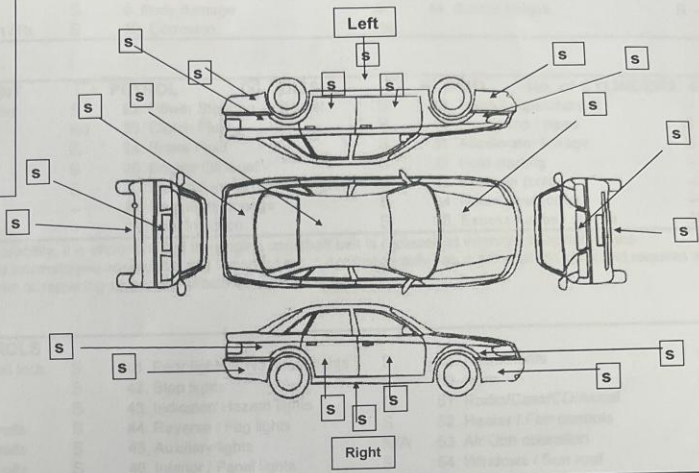
ADVISABLE REPAIRS ONLY – Suitable for immediate use but advisable repairs should be planned for.

ESSENTIAL REPAIRS REQUIRED – Not suitable unless all essential repairs are undertaken and advisable repairs, if any are planned for.

UNSATISFACTORY – Vehicle has significant deficiencies, which are judged to be impractical or uneconomical to repair to a satisfactory standard.

Please read all pages of this report

KEY:
 S satisfactory
 R repainted
 = scratch
 X dent
 O corrosion
 C chip / rust
 P previous repairs
 W Wrap Missing



Minor blemishes, which are acceptable fair wear and tear for the vehicle's age, recorded mileage and type, are not recorded and you should satisfy yourself in this regard.

EVIDENCE OF BODYWORK REPAIRS Yes X No
BODYWORK CLEAN Yes X No (See Notes)

KEY FOR POINTS ON FOLLOWING PAGES

- S Satisfactory for age and recorded mileage
 - Could not be checked
 - x Essential repair requiring immediate attention
 - A Advisable repair should be considered prior to purchase
 - N/A Not applicable
 - Y Yes
 - N No
- Please note: Right = Off side (O/S) and Left = Near side (N/S) as viewed from the driver's seat.

Report No: 10523

BODY EXTERIOR			
1. Panel Condition / alignment	S	6. Door locks - operation	S
2. Paintwork	S	7. Fuel filler cover and cap	S
3. Exterior trim / grille	S	8. Soft top / Hard top (operation)	N/A
4. Glass	S	9. Body damage	S
5. Bumpers / No plates - Ft / Rr	S	10. Corrosion	No
		11. Mud flaps	S
		12. Body panels	S
		13. Bonnet catch	S
		14. Bonnet hinges	S

ENGINE COMPARTMENT	<input type="checkbox"/> PETROL	<input checked="" type="checkbox"/> DIESEL	<input type="checkbox"/> HYBRID	No. of CYLINDERS: 4
15. Coolant Level / Condition	S	22. Power Steering - oil level	S	29. Turbo / supercharger
16. Coolant leaks	No	23. Clutch Fluid	S	30. Fuel pump / pipes
17. Antifreeze *	S	24. Brake Fluid	S	31. Accelerator linkage
18. Radiator / Cap	S	25. Engine Oil level	S	32. Cold starting
19. Hoses / Pipes	S	26. External leaks (upper engine)	S	33. Fast idle (cold)
20. Drive Belts	--	27. Engine mountings	S	34. Noise level (cold)
21. Water Pump (Not visible)	--	28. Fuel Injection	S	35. Excess fumes / smoke
				No

Note - To ensure future serviceability, it is important that the engine camshaft belt is replaced at intervals specified by the manufacturer. It is in your best interests you ensure that this is carried out. * Antifreeze only has a 2/3 year life span and requires its strength adjusting after this time or replacing as per manufacturers specifications.

ELECTRICAL / CONTROLS			
36. Starting system / Ignition lock	S	41. Rear lights & No. plate lights	S
37. Battery condition	S	42. Stop lights	S
38. Battery voltages:		43. Indicator/ Hazard lights	S
- Normal 12.04 volts	S	44. Reverse / Fog lights	S
- Starting 10.22 volts	S	45. Auxiliary lights	N/A
- Charging 14.59 volts	S	46. Interior / Panel lights	S
39. Headlights	S	47. Mirrors (electric)	S
40. Sidelights / running lights	S	48. Controls / Switches	S
		49. Instruments	S
		50. Horn	S
		51. Radio/Cass/CD/Aerial	S
		52. Heater / Fan controls	S
		53. Air Con operation	S
		54. Windows / Sun roof	S
		55. Wipers / Washers	S
		56. Headlamp wash / wipe	S

Note - We are unable to verify dash panel light and switch back lighting operation due to the daylight conditions. Please note that switching them "on or off" only assesses electrical components. Accuracy of instruments cannot be assessed.

INTERIOR / LUGGAGE COMPARTMENT		NUMBER OF SEATS: 5	
57. Steering Wheel / Adjustment	S	64. Door seals / hinges	S
58. Seat upholstery	S	65. Interior sills	S
59. Seat adjustment	S	66. Headlining / visors	S
60. Seatbelts	S	67. Sun roof	N/A
61. Carpets / Mats	S	68. Dash panel (condition)	S
62. Door trim panels	S	69. Cigarette lighter	N/A
63. Door fittings / operation	S	70. Mirrors (internal)	S
		71. Rear parcel shelf / load cover	--
		72. Boot / tailgate lock	S
		73. Luggage area trim con	S
		74. Illumination light	S
		75. Tool kit	S
		76. Hard / Soft top (condition)	N/A
		77. Tonneau cover	N/A

FRONT SUSPENSION / STEERING / UNDER FRAME			
78. Engine underside leakage	No	83. Wheel hubs / bearings	S
79. Steering joints/ ball joints	S	84. Springs/suspension units	S
80. Steering rack / box	S	85. Pipes / hoses	S
81. Chassis members	S	86. Dampers (condition / leaks)	S
82. Power steering (operation)	S	87. Gaiters	S
		88. Sub-frames mountings	S
		89. Suspension arms / mountings	S
		90. Tie bars / anti roll bars	S
		91. Corrosion protection	Yes
		92. Corrosion - floor/chassis	No

REAR SUSPENSION / UNDER FRAME			
93. Springs/suspension bars	S	97. Location rods/fixings	N/A
94. Anti roll bar	S	98. Bump stops/gaiters	S
95. Dampers/bushes	S	99. Wheel hubs/bearings	S
96. Suspension arms/fixings	S	100. Pipes/hoses	S
		101. Sub-frames/ mountings	S
		102. Chassis members	S
		103. Corrosion protection	Yes
		104. Corrosion - floor/chassis	No

CLUTCH / TRANSMISSION		<input type="checkbox"/> MANUAL	<input checked="" type="checkbox"/> AUTOMATIC
105. Fluid / oil leaks	No	109. Casings	S
106. Cables / adjustments	N/A	110. Mountings	S
107. Hydraulic system	S	111. Drive shaft assembly	S
108. Linkage (wear)	S	112. Universal / sliding joints	S
		113. Backlash	S
		114. Gaiters	S
		115. Propshaft(s) / fittings	N/A
		116. Bearings / supports	N/A

Report No: 10523

EXHAUST SYSTEM

117. Manifold	S	120. Silencer(s)	S	123. System condition	S
118. Pipes	S	121. Heat shields / mountings	S		
119. Catalytic converter (s)	S	122. Joints / couplings	S		

FUEL SYSTEM

124. Tank	S	126. Fuel lines	S	128. Evidence of leaks	No
125. Tank fixings	S	127. Breather pipes	S		

BRAKES

129. Master cylinder security	S	132. Flexible hoses	S	135. Handbrake op / adjustment	S
130. Fluid leaks	No	133. Pipes / connections	S	136. Handbrake mechanism	S
131. Servo / power system	S	134. Discs / pads (if visible)	S	137. Pedal and pad / linkage	S

Note - If the vehicle is fitted with brake drums the internal parts including linings are not visible. Brake fluid should be replaced at the manufacturers specified intervals.

WHEELS AND TYRES Type: Alloy

It is recommended tyres be replaced when the tread depth reaches 2mm. If uneven tyre wear is noted, this may indicate incorrect geometry, which can result in excessive and rapid tyre wear. A full steering and geometry check is recommended.

138. Wheel Rims	S				
139. Wheel Trims	S				
Tyres	Make	Size	Type / Construction	Min tread depth	
140. Front RH	Davanti	235/45/18	Radial	7.0mm	S
141. Front LH	Davanti	235/45/18	Radial	7.0mm	S
142. Rear LH	Davanti	235/45/18	Radial	7.0mm	S
143. Rear RH	Royal Black	235/45/18	Radial	4.5mm	S
144. Spare	llink	235/45/18	Radial	7.0	S

145. ROAD TEST

The road test has been undertaken within the speed limits and prevailing traffic conditions in the locality of the inspection. If a road test has not been carried out, please refer to the engineer's comments page.

*If the vehicle is fitted with 4wd transmission then the systems have been checked for security, leakage and excessive noise. However, within the limitations of the road test the full functionality could not be checked.

Test Distance 3 Miles

Speed achieved up to 40 MPH

146. Final drive operation / Noise level	S	153. Instrument /controls function	No	160. Road holding / stability	S
147. Gearbox operation / Noise level	S	154. Steering wheel alignment	S	161. General steering / handling	S
148. Engine performance	S	155. 4WD operation *	N/A	162. Footbrake operation	S
149. Engine noise	S	156. Clutch operation **	S	163. Hand/park brake operation	S
150. Excess smoke	No	157. Cooling fan operation	S	164. Suspension noise	No
151. Overheating evidence	No	158. Steering effort	S	165. Warning lights	S
152. Auto changes / kick-down	N/A	159. Hot restarting	S	166. Cruise control	S

** It should be carefully noted that the life expectancy of clutches is uncertain and difficult to predict, being dependant on owners driving style, vehicle operation and terrain. The fact that the clutch has not been identified as faulty/slipping/juddering/noisy on the report does not and should not be taken to imply that the clutch assembly will have a continuing life expectancy from the time of our check. They can begin to slip at any time.

FINAL CHECK

167. Oil leaks	No	168. Coolant leaks	No	169. Uneven tyre wear	No
----------------	----	--------------------	----	-----------------------	----

Report No: 10523

Vehicle
Engineer Indicate with "X" as applicable.

Registration Document (V5):

- No registration document was seen with the vehicle and you are advised to satisfy yourself that the vehicle identification number and engine number (where quoted) correspond to those shown on this report. Warning: **DO NOT BUY ANY VEHICLE WITHOUT A V5.**
- The V5/Registration Document shows _____ previous keeper(s), the last change of Keeper on _____

Security:

- The Master Key was not available. Please ensure this is supplied if the vehicle is purchased.
- The engineer recommends that relevant spare and service keys be obtained prior to purchase.
- Obtain hand books and radio codes for vehicle prior to purchase as these were not seen in the vehicle.

MOT:

- As only a small amount of time is left on the MOT Certificate (less than 3 months) the engineer recommends a full year's MOT be obtained prior to purchase.
- A 12 Month MOT Certificate has been seen with the vehicle.

Servicing:

- The service history seen, indicated that the last recorded service was carried out at miles. No immediate servicing is necessary. Next service is due as per manufacturer's recommendations or as per the Vehicles Service indicator.
- The service history seen, indicated that the last recorded service was carried out on miles. Therefore the engineer would suggest a full service and brake inspection to the manufacturer recommendations prior to purchase, which may reveal further defects not apparent at this examination.
- No service documentation seen with this vehicle, therefore the engineer would recommend a full service and brake inspection to the manufacturer's recommendations prior to purchase, which may reveal further defects not apparent at this examination.

Inspection conditions notes:

- No vehicle hoist/ramp was available. A large trolley jack and stands were used in order to carry out underside checks. This limits the view of the underside. Some areas could not be fully seen. There *may* be further defects, which may be visible given clear access and view.
- The body/paintwork was wet/dirty/dusty this severely restricts inspection of the paintwork. Please note that there may be other defects present, which were not visible due to the obscured paintwork, but which may become visible once dry and clean.

Report No: 10523

Engineers Comments

The vehicle is considered overall to be a fair and reasonable example of the type, being in a generally reasonable condition and generally considered to be consistent with the type for the age and indicated recorded mileage in most areas.

The items listed as "could not be checked" (---) normally indicate items were obscured by covers/shields or other equipment.

The Water pump – Engine drive belt/chain - these items could not been fully examined, as covers, trims and other equipment obscure them.

The cooling system was pressure tested to 0.7 bars, no pressure loss was noted on the system or pressure cap. The antifreeze concentration was acceptable, but has deteriorated from its original strength and at the next routine service may need to be refreshed/replaced. It is advised that the coolant strength be checked again at the next routine service. Antifreeze only has a 2/3-year life and requires its strength adjusting after this time or replacing as per manufacturer's specifications.

The vehicle is fitted with vented front brake disc and pads, supported at the rear by a single arrangement. Although the visible brakes only show some signs of general serviceable wear, some deterioration is noted, which will need attention in the near future. It is strongly advised to remove all road wheels and examine the inner brake components, which are obscured on this vehicle prior to purchase, replacing any worn or badly corroded parts. It is probable that the front brakes at least, will need to be replaced at the next routine service.

The steering & suspension has been assessed to MOT standard. This allows for a degree of wear and deterioration of components without rendering them unserviceable. The extent of wear is not considered excessive at this juncture and unlikely to attract MOT failure.

The road test distance and or top speed was limited due to the general area/inspection location, and/or traffic levels and/or adverse weather conditions and/or lack of fuel when the vehicle was tested and driven. Comment cannot be made in these instances in relation to possible "high speed" or "sustained speed," related driving defects, which may become apparent at a later stage after any purchase due to these limiting conditions.

Report No: 10523

Essential Repairs

It is strongly advised that the essential defects are investigated and rectified prior to purchase.

Comment

Additional Comments

NONE.

Page No: 10523

PLEASE READ CAREFULLY

You are advised to discuss the findings of this report with the vendor prior to making your decision to purchase the vehicle.
Essential repairs should be investigated and rectified prior to purchase. There may be other essential repairs that prove costly to repair and must be considered prior to purchase.

Qualifications

IMI Accredited Technician
IMCA Accredited Examiner
VET Approved 7 Year

Report No: 10523


Advisable Repairs
Please note that the advisable items may prove costly to repair and must be considered.

Item	Comment
------	---------

Report No: 10523

PLEASE READ CAREFULLY

- You are strongly advised to discuss the findings of this report with the vendor prior to making your decision to purchase the vehicle.
- Essential repairs should be investigated and rectified prior to purchase. These may be costly.
- Advisable repairs may prove costly to repair and must be considered prior to purchase.



te 20/03/26

APPENDIX E















By virtue of paragraph(s) 1, 2 of Part 1 of Schedule 12A
of the Local Government Act 1972.

Document is Restricted

This page is intentionally left blank

By virtue of paragraph(s) 1, 2 of Part 1 of Schedule 12A
of the Local Government Act 1972.

Document is Restricted

This page is intentionally left blank

By virtue of paragraph(s) 1, 2 of Part 1 of Schedule 12A
of the Local Government Act 1972.

Document is Restricted

This page is intentionally left blank

By virtue of paragraph(s) 1, 2 of Part 1 of Schedule 12A
of the Local Government Act 1972.

Document is Restricted

This page is intentionally left blank

By virtue of paragraph(s) 1, 2 of Part 1 of Schedule 12A
of the Local Government Act 1972.

Document is Restricted

This page is intentionally left blank

By virtue of paragraph(s) 1, 2 of Part 1 of Schedule 12A
of the Local Government Act 1972.

Document is Restricted

This page is intentionally left blank