

APPENDIX A



Application for the grant / renewal of a Private Hire Vehicle Licence

I/We hereby apply for a Licence for the undermentioned motor vehicle to be used as a Private Hire Vehicle within the City of Exeter and I hereby declare that all particulars entered on the form are true and correct to the best of my knowledge and belief.

Name and address of applicant [who must be the proprietor of the vehicle]

[Redacted]

Telephone/Mobile Number. [Redacted]

e-mail address: [Redacted]

Please list the name and address of any other person who is a proprietor of the vehicle or who is concerned either solely or in partnership with any other person in the keeping, employing or letting of hire of the vehicle.

.....N/A.....

Please list the names of any person who is likely to drive this vehicle on the circuit:

.....

Make & Model of Vehicle: MERCEDES-BENZ. EQA 250 AMG Line, ... Registration No. [Redacted]

Date of First Registration of Vehicle October 2021..... Number of Passengers..... 5

Is the vehicle wheelchair accessible? YES / NO

Where will the vehicle be kept when not in use? (Address): [Redacted]

Name and address of Operator from which the Private Hire Vehicle will be operated: [Redacted]
 [Redacted]

I understand that omissions or incorrect statements will render the Licence if granted, liable to suspension or revocation and render me liable to prosecution.

I understand that submission of this application does not guarantee that the application is accepted. This will only be done by a Licensing Officer when applicable.

I have been given a copy of the conditions relating to this Licence.

Signed [PROPRIETOR] [Redacted]

Any changes in the circumstances which might render any of the above information incorrect must be immediately reported to the licensing.team@exeter.gov.uk.

INFORMATION DISCLOSED ON THIS FORM MAY BE REVEALED TO OTHER AGENCIES AND BODIES FOR THE SOLE PURPOSE OF PREVENTING OR DETECTING CRIMES.

OFFICE USE ONLY

Fee paid Date Receipt No

Magnets Required? YES / NO

Payment Type: Cash / Cheque / Debit Card / Credit Card

INSPECTION OF:

		Satisfactory?
(1)	Fire Extinguisher/First Aid Kit	YES / NO
(2)	Advertising Signs	YES / NO
(3)	Plate Fixing	YES / NO
(4)	Bus Lane stickers	YES / NO
(5)	Wheelchair ramp / anchors	YES / NO / Not applicable

COMMITTEE CHECKS:

		Satisfactory?
(1)	Seatbelts	YES / NO
(2)	Bodywork	YES / NO
(3)	Cleanliness	YES / NO
(4)	Seats	YES / NO
(5)	Lights	YES / NO
(6)	Tyres	YES / NO

Officer Comments:

.....

Licence to be issued : YES / NO (If no, please indicate below the reasons why)

Signed..... Date.....
 Licensing Officer

Notes

APPENDIX B

V5C



Driver & Vehicle
Licensing
Agency

Registration number

UNITED KINGDOM
UK REGISTRATION
CERTIFICATE

Registered keeper

You must make sure that the name and address printed here is correct. If it is not, see section 3.

Document reference number
Don't share, keep it safe

1825 1083045020 04277 1072 40400B

Acquired vehicle on 07 01 2025

Thinking of buying this vehicle?

Buyer beware...

Do you know how to avoid being tricked into buying a stolen vehicle?

For tips and advice go to gov.uk/checks-when-buying-a-used-car

THIS DOCUMENT IS NOT PROOF OF OWNERSHIP.

It shows who is responsible for registering and taxing the vehicle.

Registration Certificate translations

свидетелство за регистрация
Permiso de circulación
Osvědčení o registraci
Registreringsattest

Zulassungsbescheinigung
Registreerimistunnistus
Άδεια κυκλοφορίας/
Πιστοποιητικό Εγγραφής

Certificat d'immatriculation
Teastas Cláraithe
Carta di circolazione
Registrācijas apliecība

Registracijos liudijimas
Forgalmi engedély
Čertifikat ta' Registrazzjoni
Kentekenbewijs

Dowód Rejestracyjny
Certificado de matrícula
Certificat de înmatriculare
Osvědčení o evidenci

Prometno dovoljenje
Rekisteröintodistus
Registreringsbeviset
Prometna dozvola

Data protection

DVLA handles your personal data in accordance with road vehicle law and data protection laws. The law allows us to release your data to the police and other enforcement bodies. We also provide data to other parties where the law allows it. For further information about how we process your data, your rights and who to contact, see our privacy notice at gov.uk/dvla/privacy-policy

Special notes (these notes cannot be removed)

NO. OF FORMER KEEPERS 1

1. DECLARED NEW AT FIRST REGISTRATION.

How to fill in your V5C Registration Certificate (log book)

Tax or SORN (Statutory Off Road Notification) using the document reference number above.

1 Change my vehicle details

You must fill in section 1 over the page and return the **whole V5C** to DVLA, Swansea, SA99 1BA. For more information go to: gov.uk/change-vehicle-details-registration-certificate

2 Selling or transferring my vehicle to a new keeper (not a trader)

It's quick and simple to tell us online at: gov.uk/sold-bought-vehicle Or fill in section 2 over the page and send to DVLA, Swansea, SA99 1BA. You must give section 6 to the new keeper.

3 Change my name or address or both

It's quick and simple to tell us your new address online at: gov.uk/change-address-v5c Or if your name and address has changed you must fill in section 3 over the page and return the **whole V5C** to DVLA, Swansea, SA99 1BA.

4 Selling, transferring or part exchanging this vehicle to a motor trader

It's quick and simple to tell us online at: gov.uk/sold-bought-vehicle Or fill in section 4 over the page and return just that page to DVLA, Swansea, SA99 1BA.

5 Permanently exporting this vehicle for more than 12 months

If you or someone you're selling the vehicle to is taking it out of the country for 12 months or more, go to section 5 over the page. For more information go to: gov.uk/taking-vehicles-out-of-uk

6 New keeper slip

Selling your vehicle: you must fill in the date of sale on section 6 over the page and give it to the new keeper. **Vehicle tax or SORN isn't passed on to someone else.** For more information go to: gov.uk/vehicletaxrules

Failure to tell DVLA of any changes may result in a penalty or prosecution, or both.

Vehicle details

A. Registration number

B. Date of first registration

(B.1) Date of first registration in the UK

D.1. Make MERCEDES-BENZ

D.2. Type F20

Variant CUEM22

Version ZZAM550A

Euro status

First driving emissions

D.3. Model EQA 250 AMG LINE

D.4. Body type ESTATE

D.5. Taxation class ELECTRIC

D.6. Suspension type

D.7. Revenue weight 2470 KG GROSS

F1. Cylinder capacity (cc)

V1. CO₂ (g/km)

F2. Type of fuel ELECTRICITY

G.1. Number of seats, including driver

G.2. Number of standing places (where appropriate)

D.8. Wheelplan

D.9. Vehicle category M1

K. Type approval number

P2. Max. net power (kW)

Official use only

[A.1] 6

E. VIN/Chassis/Frame No.

W1N6437013J099520

F3. Engine number

78020021225002

F1. Max. permissible mass (ton. net)

2470

G. Mass in service

2040

G. Power/Weight ratio (kW/kg) (only for motorcycles)

R. Colour

GREY

G. Technical permissible maximum towable mass of trailer

O.1. limited (kg)

750

O.2. unlimited (kg)

750

U. Sound level

U.1. stationary (dB(A))

U.2. engine speed (min-1)

U.3. drive-by (dB(A))

V. Exhaust Emissions

V1. CO (g/km or g/kWh)

V2. HC (g/km or g/kWh)

V3. NO_x (g/km or g/kWh)

V4. HC+NO_x (g/km)

V5. particulates (g/km or g/kWh)

Automated vehicle (AV)

1 Change my vehicle details – Only fill in details to be corrected or changed

By submitting this form you are declaring that the information provided is correct. If you have made changes to your vehicle or if the information above is incorrect, you must

Registration number

Document ref.

Wheelplan or Body type:

VIN, Chassis or Frame number:

New revenue weight:

Date of change:

Cylinder capacity (cc):

fill us by filling in the relevant boxes below and send whole V5C to DVLA, Swansea, SA60 1SA. Use black ink and CAPITALS.

No. of seats: No. of standing inc. driver:

places: Type of fuel:

Engine number:

New colour:

Date of change:

CLR

Tax class:

Y

For information on how to change your tax class go to gov.uk/change-vehicle-tax-class

2 Selling or transferring my vehicle to a new keeper (not a trader)

By submitting this form you are declaring that the information provided is correct.

You must tell us immediately if you have sold or transferred your vehicle. It's quick and simple to tell us online. If you don't receive an acknowledgment or tax refund, if applicable, go to gov.uk/contact-the-dvla as you may still be liable.

If you want to keep the registration number you must do this before you sell or transfer it. To tell us go to gov.uk/keep-registration-number

Registration number

Document reference number

Title: Mr Mrs Miss

Or other title, or business or company name:

New keeper's first and middle names written in full:

Surname:

DVLA fleet number for companies only:

Date of birth (optional):

You can use this form to tell us if you have:

• Sold your vehicle privately – fill in the boxes below and the date of sale on section 6 over the page. Use black ink and CAPITALS. Tear off section 6 (green slip) give it to the new keeper. Return the rest of the V5C to DVLA, Swansea, SA60 1SA.

• Sold, transferred or part exchanged your vehicle to a motor trader – go to section 4 (yellow section) on the next page.

Current UK address (house number, street name, town or city):

Foreign address? For information go to gov.uk/taking-vehicles-out-of-uk

Postcode:

Date of sale (mandatory):

Manager (optional):

K

Contact number of the new keeper (optional):

Email address of the new keeper (optional):

Driving licence number of the new keeper (optional):

Official use only

3 Change my name or address, or both – Enter full details for all changes.

By submitting this form you are declaring that the information provided is correct.

If your personal details are wrong or have changed, you must tell us by filling in the boxes below giving us your full name or address, or both. Use **black ink** and **CAPITALS**. Send the whole V5C to DfT, Swansea, SA99 1DD. For more information go to gov.uk/change-address-v5c

Registration number

5

Document reference number

Title: Mr Mrs Miss

Or other title, or business or company name:

First and middle names written in full:

Surname:

New UK address (house number, street name, town or city):

Postcode:

Contact number (optional):

Email address (optional):

5008 669 0374

06 01 25

1825 / 1083045020 / 04277

41

4 Selling, transferring or part exchanging this vehicle to a motor trader

By submitting this form you are declaring that the information provided is correct.

A motor trader can be: a motor dealer, motor auctioneer, vehicle dismantler, salvage dealer, finance and leasing company, insurance company, or car buying service.

If you want to keep the registration number you must do this before you sell or transfer it. To tell us go to gov.uk/keep-registration-number

You must tell us **immediately** if you have sold or transferred your vehicle. It's quick and simple to tell us online. If you don't receive an acknowledgment or tax refund, if applicable, go to gov.uk/contact-the-dft as you may still be liable.

Or you can also use this form to tell us by filling in the boxes below. Use **black ink** and **CAPITALS**. Tear along the red perforated line and send the **whole section** to DfT, Swansea, SA99 1DD.

Give the rest of the document to the motor trader.

Registration number

5

Document reference number

01

Date of sale:

(mandatory)

Mileage:

(optional)

Name and address of motor trader:

VAT number

Postcode:

5 Permanently exporting this vehicle for more than 12 months

By submitting this form you are declaring that the information provided is correct.

If you're taking the vehicle out of the country for 12 months or more (a permanent export) you must fill in the boxes below. Use **black ink** and **CAPITALS**. Tear along the red perforated line and send the **whole section** to DfT, Swansea, SA99 1DD.

You must keep the rest of your V5C – you will need this to register your vehicle abroad.

If you're selling the vehicle to a new keeper with a foreign address go to gov.uk/taking-vehicles-out-of-uk

Registration number

5

Document reference number

Date of export:

Which country are you exporting the vehicle to?

6 New keeper slip – must be given to the new keeper

Do not send this slip to DfT on its own – you will not get a V5C.

Yes, the new keeper, must ensure the vehicle is taxed before you drive it.

You will be fined if our records show that the vehicle is not taxed, insured or no Statutory Off Road Notification (SORN) has been made.

It's quick and simple to tax online at gov.uk/vehicle-tax

Declare the vehicle off road online at gov.uk/make-a-sorn

You should receive your new V5C within 4 weeks of the registered keeper giving us your details.

If you do not receive your V5C, you'll need to fill in a V52 form to apply for a new one. Send it, with this slip, to DfT, Swansea, SA99 1DD. Make sure the date of sale or transfer box is filled in.

For more details on this vehicle go to gov.uk/get-vehicle-information-from-df

For data protection information go to gov.uk/dvla/privacy-policy

Registration number

6

Document reference number (see this to tax online)

Date of sale or transfer:

45008 669 0374

06 01 25

1825 / 1083045020 / 04277

41

Make MERCEDES-BENZ

Model EQA 250 AMG LINE

Colour GREY

Engine size

Suspension type

Tax class ELECTRIC

No. of seats 5

Official use only. Do not write in this space.



8269 3325 0083 4058 9550 4807

APPENDIX C

MOT test certificate

① Vehicle identification number



② Country of registration

GB

Make and model

MERCEDES-BENZ EQA 250 AMG LINE

⑤ Vehicle category

M1

④ Mileage

34,427 miles

Mileage history

13,938 miles

06.01.2025

⑦ **Pass**

Monitor and repair if necessary (advisories)

- Tyre worn close to legal limit/worn on edge Offside Front (2mm) [5.2.3 (e)]

③ Date of the test

17.12.2025

⑧ Expiry date

05.01.2027


To preserve the anniversary of the expiry date, the earliest you can present your vehicle for test is 06.12.2026.

③ Location of the test

HENNOCK ROAD , MARSH BARTON , EXETER, EX2 8NP

⑨ Testing organisation and inspector name

**4306B5 BYD EXETER
S. WATTS**



Check that this document is genuine by visiting www.gov.uk/check-mot-history

If any of the details are not correct, please contact DVSA by email at enquiries@dvsa.gov.uk or by telephone on 0300 1239000.

Receive a free annual MOT reminder by subscribing at www.gov.uk/mot-reminder or by telephone on 0300 1239000.



Driver & Vehicle
Standards
Agency

Issuer signature

17 December 2025

PASS

34,427 miles

Test location

[View test location](#)

Expiry date

5 January 2027

Monitor and repair if necessary (advisories):

- **Offside Front Tyre worn close to legal limit/worn on edge 2mm (5.2.3 (e))**

[What are advisories?](#)

Date tested

17 December 2025

FAIL

Mileage

34,426 miles

Test location

[View test location](#)

MOT test number

Do not drive until repaired (dangerous defects):

- **Nearside Front Tyre tread depth below requirements of 1.6mm 1.4mm (5.2.3 (e))**

Monitor and repair if necessary (advisories):

- **Offside Front Tyre worn close to legal limit/worn on edge 2mm (5.2.3 (e))**

[What are defects and advisories?](#)

Date tested

6 January 2025

PASS

Mileage

13,938 miles

Test location

[View test location](#)

MOT test number

Expiry date

5 January 2026



APPENDIX D

EXETER CITY COUNCIL APPROVED VEHICLE INSPECTION REPORT.

Customer Details

Report Date: 18/12/25

Exeter Motor Works
Unit 1 City Industrial Estate
Michael Browning Way
Exeter
EX2 8DD

Customer's contact details

Home:

Work:

Mobile:

VEHICLE DETAILS

Make Mercedes
Model Eqa Eqa 250 Amg Line

Registration Number

Colour Grey

VIN Checked and confirmed
on vehicle
Yes X No

Vehicle Identity Number (VIN)

V5/Registration document
available and checked

MOT Certificate available and
checked

Yes

Mileage reading In 34446
(Not guaranteed) Out 34442

MOT Expiry Date 05/01/27

Vehicle Excise Licence Expiry 01/01/26

Date of inspection 18/12/25

Time of inspection 11:00

Location of vehicle

Lighting Good

Weather. Good
(See notes)

Ramp available.
(See notes)

Yes ☒ No ☐

SECURITY CHECK

The vehicle identification number on this vehicle was checked and found to be **consistent** with the manufacturer's format.

SUMMARY REPORT

READY FOR USE – No faults found, suitable for immediate use.

X ADVISABLE REPAIRS ONLY – Suitable for immediate use but advisable repairs should be planned for.

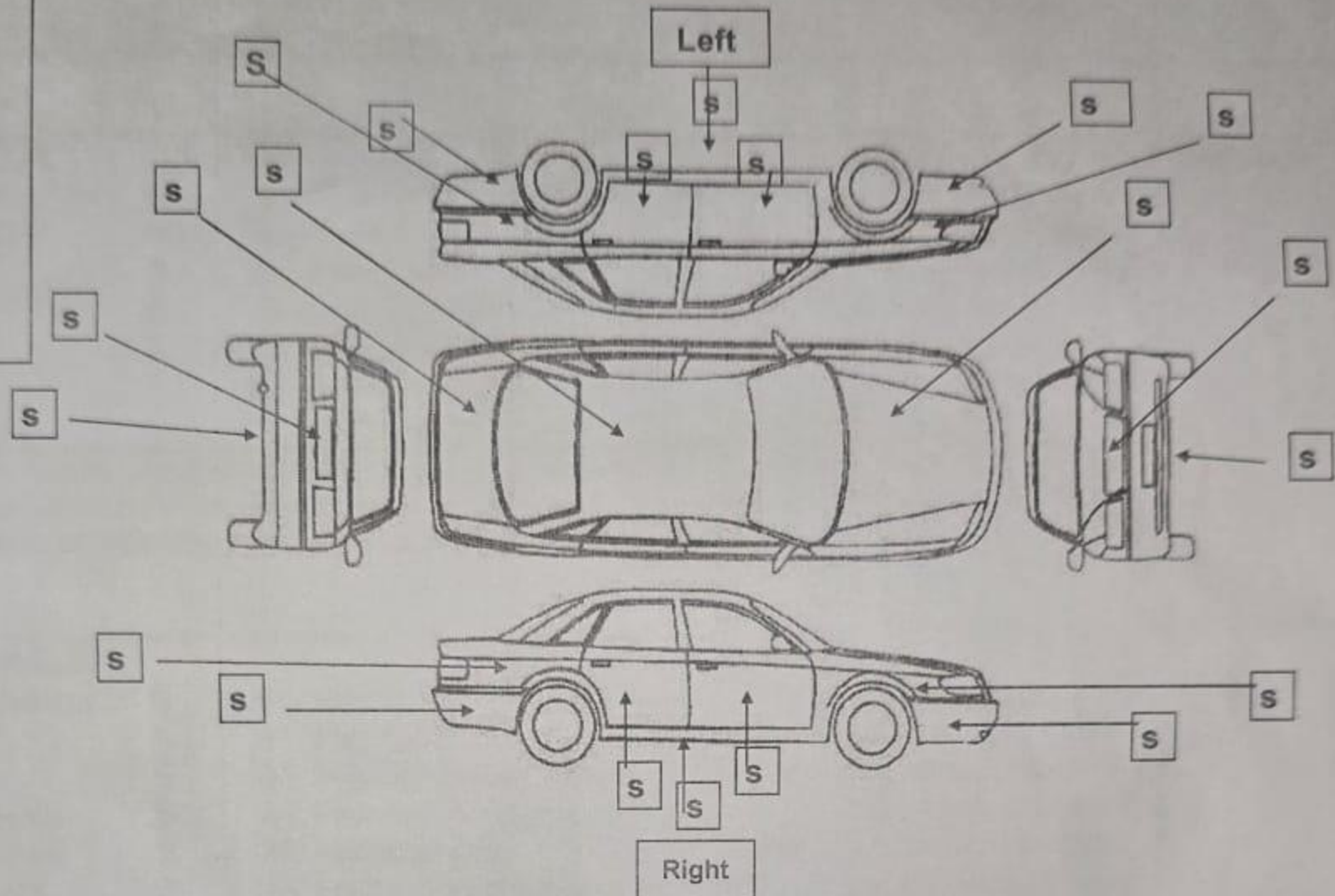
ESSENTIAL REPAIRS REQUIRED – Not suitable unless all essential repairs are undertaken and advisable repairs, if any are planned for.

UNSATISFACTORY – Vehicle has significant deficiencies, which are judged to be impractical or uneconomical to repair to a satisfactory standard.

Please read all pages of this report

KEY:

S satisfactory
R repainted
= scratch
X dent
O corrosion
C chip / rust
P previous repairs
W Wrap Missing



Minor blemishes, which are acceptable fair wear and tear for the vehicle's age, recorded mileage and type, are not recorded and you should satisfy yourself in this regard.

EVIDENCE OF BODYWORK REPAIRS	Yes	X No
BODYWORK CLEAN	Yes X	No (See Notes)

KEY FOR POINTS ON FOLLOWING PAGES

S Satisfactory for age and recorded mileage
-- Could not be checked
x Essential repair requiring immediate attention
A Advisable repair should be considered prior to purchase
N/A Not applicable
Y Yes
N No

Please note: Right = Off side (O/S) and Left = Near side (N/S) as viewed from the driver's seat.

BODY EXTERIOR

1. Panel Condition / alignment	S	6. Door locks - operation	S	11. Mud flaps	S
2. Paintwork	S	7. Fuel filler cover and cap	S	12. Body panels	S
3. Exterior trim / grille	S	8. Soft top / Hard top (operation)	N/A	13. Bonnet catch	S
4. Glass	S	9. Body damage	S	14. Bonnet hinges	S
5. Bumpers / No plates - Ft / Rr	S	10. Corrosion	No		

ENGINE COMPARTMENT		<input type="checkbox"/> PETROL	<input type="checkbox"/> DIESEL	<input checked="" type="checkbox"/> FULL ELECTRIC	No. of CYLINDERS: 0
15. Coolant Level / Condition	S	22. Power Steering - oil level	S	29. Turbo / supercharger	--
16. Coolant leaks	No	23. Clutch Fluid	S	30. Fuel pump / pipes	S
17. Antifreeze *	S	24. Brake Fluid	S	31. Accelerator linkage	S
18. Radiator / Cap	S	25. Engine Oil level	S	32. Cold starting	--
19. Hoses / Pipes	S	26. External leaks (upper engine)	S	33. Fast idle (cold)	--
20. Drive Belts	--	27. Engine mountings	S	34. Noise level (cold)	--
21. Water Pump (Not visible)	--	28. Fuel Injection	S	35. Excess fumes / smoke	No

Note - To ensure future serviceability, it is important that the engine camshaft belt is replaced at intervals specified by the manufacturer. It is in your best interests you ensure that this is carried out. * Antifreeze only has a 2/3 year life span and requires its strength adjusting after this time or replacing as per manufacturers specifications.

ELECTRICAL / CONTROLS

36. Starting system / Ignition lock	S	41. Rear lights & No. plate lights	S	49. Instruments	S
37. Battery condition	S	42. Stop lights	S	50. Horn	S
38. Battery voltages:	S	43. Indicator/ Hazard lights	S	51. Radio/Cass/CD/Aerial	S
- Normal 12.38 volts	S	44. Reverse / Fog lights	S	52. Heater / Fan controls	S
- Starting 10.44 volts	S	45. Auxiliary lights	N/A	53. Air Con operation	S
- Charging N/A volts	S	46. Interior / Panel lights	S	54. Windows / Sun roof	S
39. Headlights	S	47. Mirrors (electric)	S	55. Wipers / Washers	S
40. Sidelights / running lights	S	48. Controls / Switches	S	56. Headlamp wash / wipe	S

Note - We are unable to verify dash panel light and switch back lighting operation due to the daylight conditions. Please note that switching them "on or off" only assesses electrical components. Accuracy of instruments cannot be assessed.

INTERIOR / LUGGAGE COMPARTMENT

				NUMBER OF SEATS: 5	
57. Steering Wheel / Adjustment	S	64. Door seals / hinges	S	71. Rear parcel shelf / load cover	—
58. Seat upholstery	S	65. Interior sills	S	72. Boot / tailgate lock	S
59. Seat adjustment	S	66. Headlining / visors	S	73. Luggage area trim con	S
60. Seatbelts	S	67. Sun roof	N/A	74. Illumination light	S
61. Carpets / Mats	S	68. Dash panel (condition)	S	75. Tool kit	S
62. Door trim panels	A	69. Cigarette lighter	N/A	76. Hard / Soft top (condition)	N/A
63. Door fittings / operation	S	70. Mirrors (internal)	S	77. Tonneau cover	N/A

FRONT SUSPENSION / STEERING / UNDER FRAME

78. Engine underside leakage	No	83. Wheel hubs / bearings	S	88. Sub-frames mountings	S
79. Steering joints/ ball joints	S	84. Springs/suspension units	S	89. Suspension arms / mountings	S
80. Steering rack / box	S	85. Pipes / hoses	S	90. Tie bars / anti roll bars	S
81. Chassis members	S	86. Dampers (condition / leaks)	S	91. Corrosion protection	Yes
82. Power steering (operation)	S	87. Gaiters	S	92. Corrosion - floor/chassis	No

REAR SUSPENSION / UNDER FRAME

93. Springs/suspension bars	S	97. Location rods/fixings	N/A	101. Sub-frames/ mountings	S
94. Anti roll bar	S	98. Bump stops/gaiters	S	102. Chassis members	S
95. Dampers/bushes	S	99. Wheel hubs/bearings	S	103. Corrosion protection	Yes
96. Suspension arms/fixings	S	100. Pipes/hoses	S	104. Corrosion - floor/chassis	No

CLUTCH / TRANSMISSION

		MANUAL <input type="checkbox"/>	<input checked="" type="checkbox"/> AUTOMATIC		
105. Fluid / oil leaks	No	109. Casings	S	113 Backlash	S
106. Cables / adjustments	N/A	110. Mountings	S	114. Gaiters	S
107. Hydraulic system	S	111. Drive shaft assembly	S	115. Propshaft(s) / fittings	N/A
108. Linkage (wear)	S	112. Universal / sliding joints	S	116. Bearings / supports	N/A

EXHAUST SYSTEM

117. Manifold	S	120. Silencer(s)	S	123. System condition	S
118. Pipes	S	121. Heat shields / mountings	S		
119. Catalytic converter (s)	S	122. Joints / couplings	S		

FUEL SYSTEM

124. Tank	S	126. Fuel lines	S	128. Evidence of leaks	No
125. Tank fixings	S	127. Breather pipes	S		

BRAKES

129. Master cylinder security	S	132. Flexible hoses	S	135. Handbrake op / adjustment	S
130. Fluid leaks	No	133. Pipes / connections	S	136. Handbrake mechanism	S
131. Servo / power system	S	134. Discs / pads (if visible)	S	137. Pedal and pad / linkage	S

Note - If the vehicle is fitted with brake drums the internal parts including linings are not visible. Brake fluid should be replaced at the manufacturers specified intervals.

WHEELS AND TYRES Type: Alloy

It is recommended tyres be replaced when the tread depth reaches 2mm. If uneven tyre wear is noted, this may indicate incorrect geometry, which can result in excessive and rapid tyre wear. A full steering and geometry check is recommended.

138. Wheel Rims	S				
139. Wheel Trims	S				
Tyres	Make	Size	Type / Construction	Min tread depth	
140. Front RH	Pirelli	235/55/18	Radial	2.0mm	A
141. Front LH	Continental	235/55/18	Radial	6.5mm	S
142. Rear LH	Bridgestone	235/55/18	Radial	6.0mm	S
143. Rear RH	Bridgestone	235/55/18	Radial	6.0mm	S
144. Spare	Emergency inflation device				S

145. ROAD TEST

The road test has been undertaken within the speed limits and prevailing traffic conditions in the locality of the inspection. If a road test has not been carried out, please refer to the engineer's comments page.

*If the vehicle is fitted with 4wd transmission then the systems have been checked for security, leakage and excessive noise. However, within the limitations of the road test the full functionality could not be checked.

Test Distance 3 Miles

Speed achieved up to 40 MPH

146. Final drive operation / Noise level	S	153. Instrument /controls function	No	160. Road holding / stability	S
147. Gearbox operation / Noise level	S	154. Steering wheel alignment	S	161. General steering / handling	S
148. Engine performance	S	155. 4WD operation *	N/A	162. Footbrake operation	S
149. Engine noise	S	156. Clutch operation **	S	163. Hand/park brake operation	S
150. Excess smoke	No	157. Cooling fan operation	S	164. Suspension noise	No
151. Overheating evidence	No	158. Steering effort	S	165. Warning lights	S
152. Auto changes / kick-down	N/A	159. Hot restarting	S	166. Cruise control	S

** It should be carefully noted that the life expectancy of clutches is uncertain and difficult to predict, being dependant on owners driving style, vehicle operation and terrain. The fact that the clutch has not been identified as faulty/slipping/juddering/noisy on the report does not and should not be taken to imply that the clutch assembly will have a continuing life expectancy from the time of our check. They can begin to slip at any time.

FINAL CHECK

167. Oil leaks	No	168. Coolant leaks	No	169. Uneven tyre wear	No
----------------	----	--------------------	----	-----------------------	----

Vehicle documents and Inspection environment notes.

Engineer Indicate with "X" as applicable.

Registration Document (V5):

- ☒ No registration document was seen with the vehicle and you are advised to satisfy yourself that the vehicle identification number and engine number (where quoted) correspond to those shown on this report. Warning: **DO NOT BUY ANY VEHICLE WITHOUT A V5.**
- ☐ The V5/Registration Document shows _____ previous keeper(s), the last change of Keeper on _____.

Security:

- ☒ The Master Key was not available. Please ensure this is supplied if the vehicle is purchased.
- ☒ The engineer recommends that relevant spare and service keys be obtained prior to purchase.
- ☒ Obtain hand books and radio codes for vehicle prior to purchase as these were not seen in the vehicle.

MOT:

- ☐ As only a small amount of time is left on the MOT Certificate (less than 3 months) the engineer recommends a full year's MOT be obtained prior to purchase.
- ☒ A 12 Month MOT Certificate has been seen with the vehicle.

Servicing:

- ☐ The service history seen, indicated that the last recorded service was carried out at _____ miles. No immediate servicing is necessary. Next service is due as per manufacturer's recommendations or as per the Vehicles Service indicator.
- ☐ The service history seen, indicated that the last recorded service was carried out on _____ miles. Therefore the engineer would suggest a full service and brake inspection to the manufacturer recommendations prior to purchase, which may reveal further defects not apparent at this examination.
- ☒ No service documentation seen with this vehicle and therefore the engineer would recommend a full service and brake inspection to the manufacturer's recommendations prior to purchase, which may reveal further defects not apparent at this examination.

Inspection conditions notes:

- ☐ No vehicle hoist/ramp was available. A large trolley jack and stands were used in order to carry out underside checks. This limits the view of the underside. Some areas could not be fully seen. There *may* be further defects, which may be visible given clear access and view.
- ☐ The body/paintwork was wet/dirty/dusty this severely restricts inspection of the paintwork. Please note that there may be other defects present, which were not visible due to the obscured paintwork, but which may become visible once dry and clean.

Engineers Comments

The vehicle is considered overall to be a fair and reasonable example of the type, being in a generally reasonable condition and generally considered to be consistent with the type for the age and indicated recorded mileage in most areas.

The items listed as "could not be checked" (---) normally indicate items were obscured by covers/shields or other equipment.

The Water pump – Engine drive belt/chain - these items could not been fully examined, as covers, trims and other equipment obscure them.

The cooling system was pressure tested to 0.7 bars, no pressure loss was noted on the system or pressure cap. The antifreeze concentration was acceptable, but has deteriorated from its original strength and at the next routine service may need to be refreshed/replaced. It is advised that the coolant strength be checked again at the next routine service. Antifreeze only has a 2/3-year life and requires its strength adjusting after this time or replacing as per manufacturer's specifications.

The vehicle is fitted with vented front brake disc and pads, supported at the rear by a single arrangement. Although the visible brakes only show some signs of general serviceable wear, some deterioration is noted, which will need attention in the near future. It is strongly advised to remove all road wheels and examine the inner brake components, which are obscured on this vehicle prior to purchase, replacing any worn or badly corroded parts. It is probable that the front brakes at least, will need to be replaced at the next routine service.

The steering & suspension has been assessed to MOT standard. This allows for a degree of wear and deterioration of components without rendering them unserviceable. The extent of wear is not considered excessive at this juncture and unlikely to attract MOT failure.

The road test distance and or top speed was limited due to the general area/inspection location, and/or traffic levels and/or adverse weather conditions and/or lack of fuel when the vehicle was tested and driven. Comment cannot be made in these instances in relation to possible "high speed" or "sustained speed," related driving defects, which may become apparent at a later stage after any purchase due to these limiting conditions.

Essential Repairs

It is strongly advised that the essential defects are investigated and rectified prior to purchase.

Comment


Additional Comments

NONE.

Advisable Repairs


Please note that the advisable items may prove costly to repair and must be considered.

Item	Comment
140	OSF Tyre tread depth 2.0mm. legal minimum tread depth is 1.6mm. Replacement tyre Strongly advised. MOT Advisory.



PLEASE READ CAREFULLY

- You are strongly advised to discuss the findings of this report with the vendor prior to making your decision to purchase the vehicle.
- Essential repairs should be investigated and rectified prior to purchase. These may be costly.
- Advisable repairs may prove costly to repair and must be considered prior to purchase.



Date 18/12/25

APPENDIX E

Certificate of motor insurance

For the full details of your insurance, please read your

- Certificate of motor insurance
- Personal details
- Allianz Online Car Insurance Document of Insurance




1 a) Registration mark of the vehicle



b) Comprehensive cover will apply to any car loaned or hired to the policyholder under our Recommended Repairer Service or by a member of the motor trade while the vehicle specified above is in the custody of the motor trade for service, repair or MOT.


2 Name of policyholder



3 Effective date of commencement of insurance for the purpose of the relevant law
7 January 2026, at 21:55

4 Date of expiry of insurance
06 January 2027, at 23:59

5 Persons or classes of persons entitled to drive



Abu Lashkor only may also drive with the owner's permission a private motor vehicle not owned or registered by or hired to the policyholder under a hire purchase agreement.

All drivers must drive within the terms of a valid licence and must not be disqualified from driving or holding a licence.

6 Limitations as to use

Social, domestic and pleasure use, including commuting and business use, excluding commercial travelling, by the following:



I hereby certify that the policy to which this certificate relates satisfies the requirements of the relevant law applicable in Great Britain, Northern Ireland, The Isle of Man, The Islands of Alderney, Guernsey and Jersey.



Henry Topham
Managing Director - Retail

Windscreen excesses

Windscreen / glass replacement: £190
Windscreen / glass repair: £20

If you don't use one of our recommended repairers - you'll pay an extra £200 excess. Not applicable to glass repair.

There is no cover for:

- ✗ Use for the carriage of passengers for hire or reward.
- ✗ Use for racing, pacemaking, speed trials, track days or for competing in National British A or International rallies.
- ✗ Use in connection with the motor trade other than by a member of the motor trade for purposes of overhaul, upkeep or repair.
- ✗ Use of this certificate to release a motor vehicle, other than the vehicle identified by its registration mark in section 1a, which has been seized by, or on behalf of, any government or public authority.

There is cover for:

- ✓ **Voluntary use:** Voluntary use is allowed for persons covered under section 5 of this certificate, subject to there being no payment and/or income received other than expenses to cover running costs e.g. fuel allowances.
- ✓ **Driving abroad:** We provide the **same level of cover** you have in the territorial limits when driving in any country which is a member of the European Union and Andorra, Bosnia & Herzegovina, Gibraltar, Iceland, Liechtenstein, Monaco, Montenegro, Norway, San Marino, Serbia, Switzerland and The Vatican State. Refer to your **Allianz Online Car Insurance Document of Insurance** for further information.
- ✓ **Driving other cars:** this cover is for the policyholder only, not named drivers and is restricted to third party only cover in the UK, Isle of Man and the Channel Islands. The loss or damage to the vehicle you're driving isn't covered. Refer to your Allianz Online Car Insurance Document of Insurance for further information.

Advice to third parties Nothing contained in this certificate affects your right as a third party to make a claim. You can get this and other documents from us in braille, large print or in an audio format by contacting us.

Find out how we use personal information at allianz.co.uk/privacy-notice

This insurance is arranged, underwritten and administered by Liverpool Victoria Insurance Company Limited, which is an Allianz Group company, registered in England and Wales number 3232514. Authorised by the Prudential Regulation Authority and regulated by the Financial Conduct Authority and the Prudential Regulation Authority, register number 202965. Registered address: 57 Ladymead, Guildford, Surrey, GU1 1DB. Allianz Online is a trading name of Liverpool Victoria Insurance Company Limited.

APPENDIX F















Electric Vehicle
Improving the city's air quality