

APPENDIX A

Civic Centre, Paris Street, Exeter, EX1 1JN
www.exeter.gov.uk

Please ask for: Licensing
Direct Dial: 01392 265702
Email: licensing.team@exeter.gov.uk
Our ref: [REDACTED]
Your ref: [REDACTED]
Date: 11 May 2026

Dear [REDACTED]

Local Government (Miscellaneous Provisions) Act 1976
Private Hire Vehicle Licence No.: [REDACTED] - Expires 7 June 2026

According to our records your Private Hire Vehicle licence is due to expire on **7 June 2026**. If you wish to renew your vehicle licence please ensure that you send the required documents to licensing.team@exeter.gov.uk, leaving a minimum of 14 days for us to process your application before the date of expiry. Required documents include:

1. Completed renewal application (enclosed)
2. The V5 vehicle registration document (front page and both inner pages)
3. An MOT certificate that is not more than (3) three months old. All advisories to have been completed (evidence to be supplied)
4. A current certificate (or cover note) of insurance for the vehicle

These can be scanned or photographs of the original documents, but they must be clear and easy to read.

Once we have your documents we will process your renewal and call you for payment. We will also arrange for you to bring your vehicle in for inspection.

If the age of your vehicle is between 8 and 9 years old, then you will have to provide an additional mechanical vehicle inspection report. **The Council's policy states that any vehicles over 9 years old will not be granted a licence, unless there is an exceptional circumstance determined by a sub-committee. If you are applying for a vehicle over 9 years old you will not be granted a plate until the sub-committee has determined the matter.**

Please note: The only new vehicles exempt from an MOT are vehicles less than 12 months old.

If your licence is not renewed by the expiry date shown on the licence then the application will be treated as a new application. This may mean that your vehicle cannot be licensed.

Parking

Please note that parking is now restricted at the rear of the Civic Centre. We only have access to a single parking space there now, and this is valid only for your 30 minute appointment slot. Failure to park within the designated parking bay may lead to you receiving a £50 penalty notice.

Yours sincerely

Licensing Team

**APPLICATION FOR THE RENEWAL OF A
A HACKNEY CARRIAGE OR PRIVATE HIRE VEHICLE LICENCE**

(Some details on this form are pre-filled from our records – if any of these details are incorrect, please use the blank space provided to give the correct details)

Name:	██████████
Address:	██

Telephone		Email:	██ ██████████
Mobile	██████████	Vehicle registration number	██████████

Type of licence held:	Private Hire Vehicle	Vehicle Plate Number:	██████
Licence expiry date:	7 June 2026	Driver Licence No.	

Any other person who is a proprietor of the vehicle or who is concerned either solely or in partnership with any other person in the keeping, employing or letting of hire of the vehicle.

Name	Address

I hereby apply for a licence for the motor vehicle identified in this application to be used as a *Hackney Carriage* / *Private Hire Vehicle* within the City of Exeter and I hereby declare that all particulars entered on the form are true and correct to the best of my knowledge and belief. *(*Delete which does not apply)*

VEHICLE DETAILS		
Make of vehicle:	Model of vehicle:	Number of passengers:
Volkswagen	Passat	4
Vehicle Registration Document number:		Date of first registration:
		██████████
Details of current vehicle insurance:		Date insurance expires:
FULL		1 ██████████

--	--

Where will the vehicle be kept when not in use? (address):	

In respect of Private Hire Vehicles, by which Operator, and from what address will the Private Hire Vehicle be operated?	
Name of Operator:	
Address of Operator:	

When an application involves the substitution or exchange of an existing vehicle by a new one, please answer the following questions:

	YES	NO
Will the replaced vehicle continue to be used as a Licenced Private Hire/Hackney Carriage vehicle?	YES	NO
If NO, please specify reason: (i.e. private use, taken off road, etc.)		
If continuing to be used as a Licenced vehicle, please give name and address of new owner:		
Make of existing licenced vehicle:	Volkswagen	
Registration number of existing licenced vehicle:		

I understand that omissions or incorrect statements will render the Licence if granted, liable to suspension or revocation and render me liable to prosecution.

I have been given a copy of the conditions relating to this Licence.

SIGNED DATED _____

See over for notes.

Any changes in the circumstances which might render any of the above information incorrect must be immediately reported to the Office of the Assistant Director Environment, Exeter City Council, Paris Street, Exeter, EX1 1RQ

NB: INFORMATION DISCLOSED ON THIS FORM MAY BE REVEALED TO OTHER AGENCIES AND BODIES FOR THE SOLE PURPOSE OF PREVENTING OR DETECTING CRIMES.

Private Hire Vehicle Renewal Procedure:

Licenses for Private Hire vehicles are issued for a maximum of 12 months at any one time. Vehicles presented for renewal that are less than 8 years old can be renewed by Licensing Officers under delegated powers.

Vehicles presented for renewal that are between 8 and 9 years old can be renewed by Licensing Officers under delegated powers provided that the vehicle is presented for inspection in a satisfactory condition, and a comprehensive report provided into the mechanical fitness of the vehicle has been undertaken by the AA, RAC, or DEKRA, or any other approved engineer, and any essential works identified have been carried out and evidence provided to establish this. If Officers are in doubt as to the fitness or suitability of a vehicle to carry on as a licenced vehicle then they shall refer the application to the Sub-committee for determination.

Vehicles presented for renewal that are between 9 and 10 years old will be referred to the licensing sub-committee for determination. Applicants will be advised to provide a comprehensive report into the mechanical fitness of the vehicle as outlined above.


Vehicles presented for renewal that are more 10 years old, shall not be granted. However the applicant will be given the right to apply for the application to be considered by a licensing sub-committee if they feel that their particular circumstances justify a deviation from the existing Policies.

Office use only		Plate Number: P007	
Fee paid:		Date:	
		Receipt No.:	
INSPECTION OF:		SATISFACTORY:	
1. Insurance	YES	NO	
2. Fire Extinguisher/First Aid Kit	YES	NO	
3. Cleanliness	YES	NO	
4. Advertising Signs	YES	NO	
5. Meter	YES	NO	
6. Plate fixing	YES	NO	
7. Tariff	YES	NO	
8. Bus Lane stickers	YES	NO	

Licence to be issued:	YES	NO
------------------------------	-----	----

NOTES:	
Date checked by officer:	SIGNED (officer)

APPENDIX B



Driver & Vehicle Licensing Agency

Registration number




UNITED KINGDOM
UK REGISTRATION CERTIFICATE

Registered keeper

You must make sure that the name and address printed here is correct. If it is not, see section 3.

Document reference number
Don't share, keep it safe



Acquired vehicle on 21 03 2024



Thinking of buying this vehicle?
Buyer beware...

Do you know how to avoid being tricked into buying a stolen vehicle?

For tips and advice go to gov.uk/checks-when-buying-a-used-car



THIS DOCUMENT IS NOT PROOF OF OWNERSHIP.
It shows who is responsible for registering and taxing the vehicle.

Registration Certificate translations

СВИДЕТЕЛЬСТВО ЗА РЕГИСТРАЦИЮ Permiso de circulación Osvědčení o registraci Registreringsattest	Zulassungsbescheinigung Registreeimistunnistus Άδειά κυκλοφορίας / Προμηθιακά Έγγραφο	Certificat d'immatriculation Teastas Cláraithe Carta di circolazione Registrācijas apliecība	Reģistrācijas liudijimas Forgalmi engedély Certifikat ta' Registrazzjoni Kestekenbewijs	Dowód Rejestracyjny Certificado de matricula Certificat de immatriculare Osvědčení o evidenci	Prometno dovoljenje Registrierbescheinigung Registreringsbeviset Prometna dozvola
---	--	---	--	--	--

Data protection

DVLA handles your personal data in accordance with road vehicle law and data protection laws. The law allows us to release your data to the police and other enforcement bodies. We also provide data to other parties where the law allows it. For further information about how we process your data, your rights and who to contact, see our privacy notice at gov.uk/dvla/privacy-policy

Special notes (these notes cannot be removed)

NO. OF FORMER KEEPERS 5
1. DECLARED NEW AT FIRST REGISTRATION.

How to fill in your V5C Registration Certificate (log book)

Use the document reference number above to tell us about changes to your vehicle. You can also tell us about changes to your name or address.

<p>1 Change my vehicle details</p> <p>You must fill in section 1 over the page and return the whole V5C to DVLA, Swansea, SA99 1BA. For more information go to: gov.uk/change-vehicle-details-registration-certificate</p>	<p>2 Selling or transferring my vehicle to a new keeper (not a trader)</p> <p>It's quick and simple to tell us online at: gov.uk/sold-bought-vehicle Or fill in section 2 over the page and send to DVLA, Swansea, SA99 1BA. You must give section 6 to the new keeper.</p>	<p>3 Change my name or address or both</p> <p>It's quick and simple to tell us your new address online at: gov.uk/change-address-v5c Or if your name and address has changed you must fill in section 3 over the page and return the whole V5C to DVLA, Swansea, SA99 1BA.</p>	<p>4 Selling, transferring or part exchanging this vehicle to a motor trader</p> <p>It's quick and simple to tell us online at: gov.uk/sold-bought-vehicle Or fill in section 4 over the page and return just that page to DVLA, Swansea, SA99 1BA.</p>	<p>5 Permanently exporting this vehicle for more than 12 months</p> <p>If you or someone you're selling the vehicle to is taking it out of the country for 12 months or more, go to section 5 over the page. For more information go to: gov.uk/taking-vehicles-out-of-uk</p>	<p>6 New keeper slip</p> <p>Selling your vehicle: you must fill in the date of sale on section 6 over the page and give it to the new keeper. Vehicle tax or SORN isn't passed on to someone else. For more information go to: gov.uk/vehicletaxrules</p>
--	---	---	---	---	--

Failure to tell DVLA of any changes may result in a penalty or prosecution, or both.

V5C-0823

Vehicle details

Official use only

A: Registration number [redacted] [A.1] M

B: Date of first registration 28 09 2016
 [B.1]: Date of first registration in the UK 28 09 2016

D.1: Make VOLKSWAGEN
 D.2: Type 3C
 Variant AACRLBX0
 Version FD6FD6D9002SV7MMVR262

Euro status
 Real driving emissions
 D.3: Model PASSAT GT TDI BMOTION TECH S-A
 D.5: Body type 4 DOOR SALOON
 [X]: Taxation class DIESEL CAR
 [D.6]: Suspension type
 [Y]: Revenue weight 2040 KG GROSS
 P.1: Cylinder capacity (cc) 1968 CC
 V.7: CO₂ (g/km) 119 G/KM
 P.3: Type of fuel HEAVY OIL
 S.1: Number of seats, including driver 5
 S.2: Number of standing places (where appropriate)
 [D.4]: Wheelplan 2-AXLE-RIGID BODY
 J: Vehicle category M1
 K: Type approval number e1*2001/116*0307*44
 P.2: Max. net power (kW) 110

E: VIN/Chassis/Frame number [redacted]
 P.5: Engine number [redacted]
 F.1: Max. permissible mass (exc. m/c) 2040
 G: Mass in service 1501
 Q: Power/Weight ratio (kW/kg) (only for motorcycles)
 R: Colour SILVER
 O: Technical permissible maximum towable mass of trailer
 O.1: braked (kg) 2000
 O.2: unbraked (kg) 750
 U: Sound level
 U.1: stationary (dB(A)) 70
 U.2: engine speed (min-1) 2375
 U.3: drive-by (dB(A)) 67
 V: Exhaust Emissions
 V.1: CO (g/km or g/kWh) 0.079
 V.2: HC (g/km or g/kWh)
 V.3: NOx (g/km or g/kWh) 0.062
 V.4: HC+NOx (g/km or g/kWh) 0.082
 V.5: particulates (g/km or g/kWh)
 Automated vehicle (AV)

1 Change my vehicle details – Only fill in details to be corrected or changed

By submitting this form you are declaring that the information provided is correct. If you have made changes to your vehicle or if the information above is incorrect, you must tell us by filling in the relevant boxes below and send whole V5C to DVLA, Swansea, SA99 1BA. Use black ink and CAPITALS.

Registration number [redacted] M

Document reference number [redacted]

Wheelplan or Body type: [grid]

VIN, Chassis or Frame number: [grid]

New revenue weight: [grid] Date of change: [grid] Cylinder capacity (cc): [grid]

No. of seats inc. driver: [grid] No. of standing places: [grid] Type of fuel: [grid]

Engine number: [grid]

New colour: [grid] Date of change: [grid] CLR

Tax class: [grid] Y

For information on how to change your tax class go to gov.uk/change-vehicle-tax-class

2 Selling or transferring my vehicle to a new keeper (not a trader)

By submitting this form you are declaring that the information provided is correct. You must tell us immediately if you have sold or transferred your vehicle. It's quick and simple to tell us online. If you don't receive an acknowledgment or tax refund, if applicable, go to gov.uk/contact-the-dvla as you may still be liable. If you want to keep the registration number you must do this before you sell or transfer it. To tell us go to: gov.uk/keep-registration-number

You can use this form to tell us if you have:

- Sold your vehicle privately – fill in the boxes below and the date of sale on section 6 over the page. Use black ink and CAPITALS. Tear off section 6 (green slip) give it to the new keeper. Return the rest of the V5C to DVLA, Swansea, SA99 1BA.
- Sold, transferred or part exchanged your vehicle to a motor trader – go to section 4 (yellow section) on the next page.

Registration number [redacted] M

Document reference number [redacted]

Title: Mr: [] Mrs: [] Miss: []

Or other title, or business or company name: [grid]

New keeper's first and middle names written in full: [grid]

Surname: [grid]

DVLA fleet number for companies only: [grid] Date of birth: (optional) [grid]

Current UK address (house number, street name, town or city): [grid]
 Foreign address? For information go to: gov.uk/taking-vehicles-out-of-uk

Date of sale: (mandatory) [grid] Mileage: (optional) [grid]

Contact number of the new keeper: (optional) [grid]
 Email address of the new keeper: (optional) [grid]

Driving licence number of the new keeper: (optional) [grid]

Official use only. Do not write in this space.

[redacted] 21 03 24 41



3 Change

By submitting this form you are declaring that the information provided is correct. If your personal details have changed, you must tell us by filling in the relevant boxes below and send the whole V5C to DVLA, Swansea, SA99 1BA. Use black ink and CAPITALS.

Registration number [redacted]

Document reference number [redacted]

Title: Mr: [] Mrs: [] Miss: []

Or other title, or business or company name: [grid]

First and middle names written in full: [grid]

Surname: [grid]

4081 678 1622 / 10

4 Selling

By submitting this form you are declaring that the information provided is correct. If you are a motor trader, you must tell us by filling in the relevant boxes below and send the whole V5C to DVLA, Swansea, SA99 1BA. Use black ink and CAPITALS.

Registration number [redacted]

Document reference number [redacted]

05

5 Per

By submitting this form you are declaring that the information provided is correct. If you are taking your vehicle out of the country, you must tell us by filling in the relevant boxes below and send the whole V5C to DVLA, Swansea, SA99 1BA. Use black ink and CAPITALS.

Registration number [redacted]

6 Ne

Do not send this form to DVLA. You will be notified by DVLA when you need to tell us about your vehicle. It's quick and easy to tell us online. Declare that the information provided is correct.

Registration number [redacted]

Document reference number [redacted]

Date of change [redacted]

540 1622 / 10

Official use only

APPENDIX C

MOT test certificate



Driver & Vehicle
Standards
Agency

1 Vehicle identification number
[REDACTED]

2a Registration number 2b Country of registration
[REDACTED] GB

Make and model
VOLKSWAGEN PASSAT

3 Vehicle category	4 Mileage	Mileage history	
M1	201,523 miles	187,411 miles	02.04.2025
		169,335 miles	05.04.2024
		168,644 miles	25.03.2024

7 Pass

3a Date of the test 3b Expiry date
17.03.2026 **04.04.2027**

To preserve the anniversary of the expiry date, the earliest you can present your vehicle for test is 05.03.2027.

3c Location of the test
[REDACTED]

3d Testing organisation and inspector name
[REDACTED]

MOT test number
[REDACTED]

Check that this document is genuine by visiting www.gov.uk/check-mot-history

If any of the details are not correct, please contact DVSA by email at enquiries@dvsa.gov.uk or by telephone on 0300 1239000.

Receive a free annual MOT reminder by subscribing at www.gov.uk/mot-reminder or by telephone on 0300 1239000.


Issuer signature

Check the MOT history of a vehicle

Help us make this service better. Give us your [feedback](https://dvs.qualtrics.com/jfe/form/SV_7X2O0cNscPctIP4?vm=MV66NWR&make=result=VOLKSWAGEN&model=result=PASSAT&mot_first_used_date=2016-09-28&vehicle_age=3502&mot_expiry_date=2027-04-04&mot_expiry_date_days_left=338&user_satisfaction_banner=0&vehicle_data_origin=MTS&vehicle_type=LGV) (https://dvs.qualtrics.com/jfe/form/SV_7X2O0cNscPctIP4?vm=MV66NWR&make=result=VOLKSWAGEN&model=result=PASSAT&mot_first_used_date=2016-09-28&vehicle_age=3502&mot_expiry_date=2027-04-04&mot_expiry_date_days_left=338&user_satisfaction_banner=0&vehicle_data_origin=MTS&vehicle_type=LGV).

[Back](#)

VOLKSWAGEN PASSAT

[Check another vehicle \(/\)](#)

Colour
Silver

Fuel type
Diesel

Date registered
28 September 2016

MOT valid until
4 April 2027

[Get an MOT reminder \(https://www.gov.uk/mot-reminder\)](https://www.gov.uk/mot-reminder) by email or text.

[Download test certificates \(/enter-document-reference?registration=MV66NWR\)](/enter-document-reference?registration=MV66NWR)

You can [get information corrected on your MOT history \(https://www.gov.uk/getting-an-mot/correcting-mot-certificate-mistakes\)](https://www.gov.uk/getting-an-mot/correcting-mot-certificate-mistakes) (such as mileage or vehicle details) if it's wrong.

[Hide all sections](#)

MOT history

Check mileage recorded at test, expiry date, and test outcome

[Hide](#)

Date tested
17 March 2026

PASS

Mileage
201,523 miles

Test location

[View test location](#)

MOT test number

Expiry date
4 April 2027

Date tested

Mileage

MOT test number

2 April 2025

PASS

187,411 miles

Test location

▶ [View test location](#)

Expiry date
4 April 2026

Date tested
2 April 2025

FAIL

Mileage
187,410 miles

Test location

▶ [View test location](#)

MOT test number

Do not drive until repaired (dangerous defects):

- **Nearside Front Suspension arm pin or bush likely to become detached rear bush (5.3.4 (a) (ii))**

Repair immediately (major defects):

- **Nearside Front Lower Suspension arm ball joint excessively worn (5.3.4 (a) (i))**

▶ [What are defects?](#)

Date tested
5 April 2024

PASS

Mileage
169,335 miles

Test location

▶ [View test location](#)

MOT test number

Expiry date
4 April 2025

Date tested
25 March 2024

PASS

Mileage
168,644 miles

Test location

▶ [View test location](#)

MOT test number

Expiry date
28 March 2025

Monitor and repair if necessary (advisories):

- **TPMS light on indicating a low tyre pressure**

▶ [What are advisories?](#)

Date tested
22 March 2024

FAIL

Mileage
168,641 miles

Test location

▶ [View test location](#)

MOT test number

Repair immediately (major defects):

- **Offside Headlamp aim too far to the right (4.1.2 (a))**

- Rear Registration plate does not conform to the specified requirements plate partially obscured (0.1 (d))
- Rear Registration plate inscription illegible (0.1 (b))

Monitor and repair if necessary (advisories):

- TPMS light on indicating a low tyre pressure

▶ [What are defects and advisories?](#)

Date tested
29 March 2023

PASS

Mileage
123,346 miles

Test location

▶ [View test location](#)

MOT test number

Expiry date
28 March 2024

Monitor and repair if necessary (advisories):

- Oil leak, but not excessive (8.4.1 (a) (i))
- Nearside Front Nail in tyre

▶ [What are advisories?](#)

Date tested
28 March 2023

FAIL

Mileage
123,345 miles

Test location

▶ [View test location](#)

MOT test number

Repair immediately (major defects):

- Offside Headlamp aim too high (4.1.2 (a))
- Offside Headlamp levelling device inoperative (4.1.5 (a))

Monitor and repair if necessary (advisories):

- Oil leak, but not excessive (8.4.1 (a) (i))
- Nearside Front Nail in tyre

▶ [What are defects and advisories?](#)

Date tested
28 March 2023

FAIL

Mileage
123,318 miles

Test location

▶ [View test location](#)

MOT test number

Repair immediately (major defects):

- Offside Headlamp aim too high (4.1.2 (a))
- Offside Headlamp levelling device inoperative (4.1.5 (a))

Monitor and repair if necessary (advisories):

- Rear Brake pad(s) wearing thin (1.1.13 (a) (ii))

- Oil leak, but not excessive engine area (8.4.1 (a) (i))

▶ [What are defects and advisories?](#)

Date tested
23 May 2022

PASS

Mileage
89,380 miles

Test location

▶ [View test location](#)

MOT test number

Expiry date
4 June 2023

Date tested
2 June 2021

PASS

Mileage
62,596 miles

Test location

▶ [View test location](#)

MOT test number

Expiry date
4 June 2022

Monitor and repair if necessary (advisories):

- **Nearside Rear Tyre worn close to legal limit/worn on edge (5.2.3 (e))**

▶ [What are advisories?](#)

Date tested
5 June 2020

PASS

Mileage
58,992 miles

Test location

▶ [View test location](#)

MOT test number

Expiry date
4 June 2021

Date tested
26 February 2020

PASS

Mileage
58,576 miles

Test location

▶ [View test location](#)

MOT test number

Expiry date
25 February 2021

Date tested
13 September 2019

PASS

Mileage
52,505 miles

Test location

▶ [View test location](#)

MOT test number

Expiry date
27 September 2020

Monitor and repair if necessary (advisories):

- **Nearside Rear Brake disc worn, pitted or scored, but not seriously weakened (1.1.14 (a) (ii))**

- **Offside Rear Brake disc worn, pitted or scored, but not seriously weakened (1.1.14 (a) (ii))**
- **Rear Brake pad(s) wearing thin (1.1.13 (a) (ii))**

▶ [What are advisories?](#)

The MOT test changed on 20 May 2018

Defects are now categorised according to their severity - dangerous, major, and minor. [Find out more \(https://www.gov.uk/government/news/mot-changes-20-may-2018\)](https://www.gov.uk/government/news/mot-changes-20-may-2018).

Safety recalls

We do not have recall information for this vehicle.

Contact your local VOLKSWAGEN dealership to check if the vehicle has been recalled.



[Cookies](#) [Terms and conditions](#) [Privacy notice](#) [Accessibility statement](#)

[MOT history API](#) [Service status](#)

Built by the [Driver & Vehicle Standards Agency](#)

OGL


All content is available under the [Open Government Licence v3.0](#), except where otherwise stated

[© Crown copyright](#)

APPENDIX D

EXETER CITY COUNCIL APPROVED VEHICLE INSPECTION REPORT.

Customer Details



Report Date: 20/03/26

Report No: [Redacted]

Customer's contact details

Home:

Work: 01392 210739

Mobile: 07810825111

VEHICLE DETAILS

Make Volkswagen

Registration Number [Redacted]

Model Passat Gt Tdi Bluetmotion Technology Dsg

Colour Silver

Vehicle Identity Number (VIN) [Redacted]

VIN Checked and confirmed on vehicle
Yes X No

V5/Registration document available and checked

MOT Certificate available and checked

Yes

Mileage reading In 174208
(Not guaranteed) Out 174212

MOT Expiry Date

04/04/27

Vehicle Excise Licence Expiry

01/04/27

Date of inspection 20/03/26

Time of inspection

12:00

Location of vehicle Exeter Motor Works, Unit 1 City Industrial Estate, Exeter.

Lighting Good

Weather. Good
(See notes)

Ramp available.
(See notes)

Yes No

SECURITY CHECK

The vehicle identification number on this vehicle was checked and found to be **consistent** with the manufacturer's format.

SUMMARY REPORT

READY FOR USE – No faults found, suitable for immediate use.

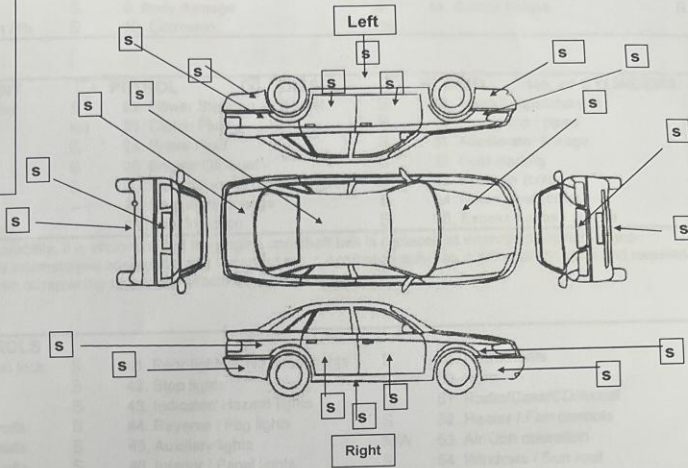
ADVISABLE REPAIRS ONLY – Suitable for immediate use but advisable repairs should be planned for.

ESSENTIAL REPAIRS REQUIRED – Not suitable unless all essential repairs are undertaken and advisable repairs, if any are planned for.

UNSATISFACTORY – Vehicle has significant deficiencies, which are judged to be impractical or uneconomical to repair to a satisfactory standard.

Please read all pages of this report

KEY:
 S satisfactory
 R repainted
 = scratch
 X dent
 O corrosion
 C chip / rust
 P previous repairs
 W Wrap Missing



Minor blemishes, which are acceptable fair wear and tear for the vehicle's age, recorded mileage and type, are not recorded and you should satisfy yourself in this regard.

EVIDENCE OF BODYWORK REPAIRS	Yes	X No
BODYWORK CLEAN	Yes X	No (See Notes)

KEY FOR POINTS ON FOLLOWING PAGES

- S Satisfactory for age and recorded mileage
 - Could not be checked
 - x Essential repair requiring immediate attention
 - A Advisable repair should be considered prior to purchase
 - N/A Not applicable
 - Y Yes
 - N No
- Please note: Right = Off side (O/S) and Left = Near side (N/S) as viewed from the driver's seat.

Report No: 10523

BODY EXTERIOR

1. Panel Condition / alignment	S	6. Door locks - operation	S	11. Mud flaps	S
2. Paintwork	S	7. Fuel filler cover and cap	S	12. Body panels	S
3. Exterior trim / grille	S	8. Soft top / Hard top (operation)	N/A	13. Bonnet catch	S
4. Glass	S	9. Body damage	S	14. Bonnet hinges	S
5. Bumpers / No plates - Ft / Rr	S	10. Corrosion	No		

ENGINE COMPARTMENT		<input type="checkbox"/> PETROL	<input checked="" type="checkbox"/> DIESEL	<input type="checkbox"/> HYBRID	No. of CYLINDERS: 4
15. Coolant Level / Condition	S	22. Power Steering - oil level	S	29. Turbo / supercharger	--
16. Coolant leaks	No	23. Clutch Fluid	S	30. Fuel pump / pipes	S
17. Antifreeze *	S	24. Brake Fluid	S	31. Accelerator linkage	S
18. Radiator / Cap	S	25. Engine Oil level	S	32. Cold starting	--
19. Hoses / Pipes	S	26. External leaks (upper engine)	S	33. Fast idle (cold)	--
20. Drive Belts	--	27. Engine mountings	S	34. Noise level (cold)	--
21. Water Pump (Not visible)	--	28. Fuel Injection	S	35. Excess fumes / smoke	No

Note - To ensure future serviceability, it is important that the engine camshaft belt is replaced at intervals specified by the manufacturer. It is in your best interests you ensure that this is carried out. * Antifreeze only has a 2/3 year life span and requires its strength adjusting after this time or replacing as per manufacturers specifications.

ELECTRICAL / CONTROLS

36. Starting system / Ignition lock	S	41. Rear lights & No. plate lights	S	49. Instruments	S
37. Battery condition	S	42. Stop lights	S	50. Horn	S
38. Battery voltages:		43. Indicator/ Hazard lights	S	51. Radio/Cass/CD/Aerial	S
- Normal 12.04 volts	S	44. Reverse / Fog lights	S	52. Heater / Fan controls	S
- Starting 10.22 volts	S	45. Auxiliary lights	N/A	53. Air Con operation	S
- Charging 14.59 volts	S	46. Interior / Panel lights	S	54. Windows / Sun roof	S
39. Headlights	S	47. Mirrors (electric)	S	55. Wipers / Washers	S
40. Sidelights / running lights	S	48. Controls / Switches	S	56. Headlamp wash / wipe	S

Note - We are unable to verify dash panel light and switch back lighting operation due to the daylight conditions. Please note that switching them "on or off" only assesses electrical components. Accuracy of instruments cannot be assessed.

INTERIOR / LUGGAGE COMPARTMENT

INTERIOR / LUGGAGE COMPARTMENT		NUMBER OF SEATS: 5	
57. Steering Wheel / Adjustment	S	64. Door seals / hinges	S
58. Seat upholstery	S	65. Interior sills	S
59. Seat adjustment	S	66. Headlining / visors	S
60. Seatbelts	S	67. Sun roof	N/A
61. Carpets / Mats	S	68. Dash panel (condition)	S
62. Door trim panels	S	69. Cigarette lighter	N/A
63. Door fittings / operation	S	70. Mirrors (internal)	S
		71. Rear parcel shelf / load cover	--
		72. Boot / tailgate lock	S
		73. Luggage area trim con	S
		74. Illumination light	S
		75. Tool kit	S
		76. Hard / Soft top (condition)	N/A
		77. Tonneau cover	N/A

FRONT SUSPENSION / STEERING / UNDER FRAME

78. Engine underside leakage	No	83. Wheel hubs / bearings	S	88. Sub-frames mountings	S
79. Steering joints/ ball joints	S	84. Springs/suspension units	S	89. Suspension arms / mountings	S
80. Steering rack / box	S	85. Pipes / hoses	S	90. Tie bars / anti roll bars	S
81. Chassis members	S	86. Dampers (condition / leaks)	S	91. Corrosion protection	Yes
82. Power steering (operation)	S	87. Gaiters	S	92. Corrosion - floor/chassis	No

REAR SUSPENSION / UNDER FRAME

93. Springs/suspension bars	S	97. Location rods/fixings	N/A	101. Sub-frames/ mountings	S
94. Anti roll bar	S	98. Bump stops/gaiters	S	102. Chassis members	S
95. Dampers/bushes	S	99. Wheel hubs/bearings	S	103. Corrosion protection	Yes
96. Suspension arms/fixings	S	100. Pipes/hoses	S	104. Corrosion - floor/chassis	No

CLUTCH / TRANSMISSION

CLUTCH / TRANSMISSION		<input type="checkbox"/> MANUAL	<input checked="" type="checkbox"/> AUTOMATIC
105. Fluid / oil leaks	No	109. Casings	S
106. Cables / adjustments	N/A	110. Mountings	S
107. Hydraulic system	S	111. Drive shaft assembly	S
108. Linkage (wear)	S	112. Universal / sliding joints	S
		113. Backlash	S
		114. Gaiters	S
		115. Propshaft(s) / fittings	N/A
		116. Bearings / supports	N/A

Report No: 10523

EXHAUST SYSTEM

117. Manifold	S	120. Silencer(s)	S	123. System condition	S
118. Pipes	S	121. Heat shields / mountings	S		
119. Catalytic converter (s)	S	122. Joints / couplings	S		

FUEL SYSTEM

124. Tank	S	126. Fuel lines	S	128. Evidence of leaks	No
125. Tank fixings	S	127. Breather pipes	S		

BRAKES

129. Master cylinder security	S	132. Flexible hoses	S	135. Handbrake op / adjustment	S
130. Fluid leaks	No	133. Pipes / connections	S	136. Handbrake mechanism	S
131. Servo / power system	S	134. Discs / pads (if visible)	S	137. Pedal and pad / linkage	S

Note - If the vehicle is fitted with brake drums the internal parts including linings are not visible. Brake fluid should be replaced at the manufacturers specified intervals.

WHEELS AND TYRES Type: Alloy

It is recommended tyres be replaced when the tread depth reaches 2mm. If uneven tyre wear is noted, this may indicate incorrect geometry, which can result in excessive and rapid tyre wear. A full steering and geometry check is recommended.

138. Wheel Rims	S				
139. Wheel Trims	S				
Tyres	Make	Size	Type / Construction	Min tread depth	
140. Front RH	Davanti	235/45/18	Radial	7.0mm	S
141. Front LH	Davanti	235/45/18	Radial	7.0mm	S
142. Rear LH	Davanti	235/45/18	Radial	7.0mm	S
143. Rear RH	Royal Black	235/45/18	Radial	4.5mm	S
144. Spare	llink	235/45/18	Radial	7.0	S

145. ROAD TEST

The road test has been undertaken within the speed limits and prevailing traffic conditions in the locality of the inspection. If a road test has not been carried out, please refer to the engineer's comments page.

*If the vehicle is fitted with 4wd transmission then the systems have been checked for security, leakage and excessive noise. However, within the limitations of the road test the full functionality could not be checked.

Test Distance 3 Miles

Speed achieved up to 40 MPH

146. Final drive operation / Noise level	S	153. Instrument /controls function	No	160. Road holding / stability	S
147. Gearbox operation / Noise level	S	154. Steering wheel alignment	S	161. General steering / handling	S
148. Engine performance	S	155. 4WD operation *	N/A	162. Footbrake operation	S
149. Engine noise	S	156. Clutch operation **	S	163. Hand/park brake operation	S
150. Excess smoke	No	157. Cooling fan operation	S	164. Suspension noise	No
151. Overheating evidence	No	158. Steering effort	S	165. Warning lights	S
152. Auto changes / kick-down	N/A	159. Hot restarting	S	166. Cruise control	S

** It should be carefully noted that the life expectancy of clutches is uncertain and difficult to predict, being dependant on owners driving style, vehicle operation and terrain. The fact that the clutch has not been identified as faulty/slipping/juddering/noisy on the report does not and should not be taken to imply that the clutch assembly will have a continuing life expectancy from the time of our check. They can begin to slip at any time.

FINAL CHECK

167. Oil leaks	No	168. Coolant leaks	No	169. Uneven tyre wear	No
----------------	----	--------------------	----	-----------------------	----

Vehicle
Engineer Indicate with "X" as applicable.

Registration Document (V5):

- No registration document was seen with the vehicle and you are advised to satisfy yourself that the vehicle identification number and engine number (where quoted) correspond to those shown on this report. Warning: **DO NOT BUY ANY VEHICLE WITHOUT A V5.**
- The V5/Registration Document shows previous keeper(s), the last change of Keeper on

Security:

- The Master Key was not available. Please ensure this is supplied if the vehicle is purchased.
- The engineer recommends that relevant spare and service keys be obtained prior to purchase.
- Obtain hand books and radio codes for vehicle prior to purchase as these were not seen in the vehicle.

MOT:

- As only a small amount of time is left on the MOT Certificate (less than 3 months) the engineer recommends a full year's MOT be obtained prior to purchase.
- A 12 Month MOT Certificate has been seen with the vehicle.

Servicing:

- The service history seen, indicated that the last recorded service was carried out at miles. No immediate servicing is necessary. Next service is due as per manufacturer's recommendations or as per the Vehicles Service indicator.
- The service history seen, indicated that the last recorded service was carried out on miles. Therefore the engineer would suggest a full service and brake inspection to the manufacturer recommendations prior to purchase, which may reveal further defects not apparent at this examination.
- No service documentation seen with this vehicle, therefore the engineer would recommend a full service and brake inspection to the manufacturer's recommendations prior to purchase, which may reveal further defects not apparent at this examination.

Inspection conditions notes:

- No vehicle hoist/ramp was available. A large trolley jack and stands were used in order to carry out underside checks. This limits the view of the underside. Some areas could not be fully seen. There *may* be further defects, which may be visible given clear access and view.
- The body/paintwork was wet/dirty/dusty this severely restricts inspection of the paintwork. Please note that there may be other defects present, which were not visible due to the obscured paintwork, but which may become visible once dry and clean.

Report No: 10523

Engineers Comments

The vehicle is considered overall to be a fair and reasonable example of the type, being in a generally reasonable condition and generally considered to be consistent with the type for the age and indicated recorded mileage in most areas.

The items listed as "could not be checked" (---) normally indicate items were obscured by covers/shields or other equipment.

The Water pump – Engine drive belt/chain - these items could not been fully examined, as covers, trims and other equipment obscure them.

The cooling system was pressure tested to 0.7 bars, no pressure loss was noted on the system or pressure cap. The antifreeze concentration was acceptable, but has deteriorated from its original strength and at the next routine service may need to be refreshed/replaced. It is advised that the coolant strength be checked again at the next routine service. Antifreeze only has a 2/3-year life and requires its strength adjusting after this time or replacing as per manufacturer's specifications.

The vehicle is fitted with vented front brake disc and pads, supported at the rear by a single arrangement. Although the visible brakes only show some signs of general serviceable wear, some deterioration is noted, which will need attention in the near future. It is strongly advised to remove all road wheels and examine the inner brake components, which are obscured on this vehicle prior to purchase, replacing any worn or badly corroded parts. It is probable that the front brakes at least, will need to be replaced at the next routine service.

The steering & suspension has been assessed to MOT standard. This allows for a degree of wear and deterioration of components without rendering them unserviceable. The extent of wear is not considered excessive at this juncture and unlikely to attract MOT failure.

The road test distance and or top speed was limited due to the general area/inspection location, and/or traffic levels and/or adverse weather conditions and/or lack of fuel when the vehicle was tested and driven. Comment cannot be made in these instances in relation to possible "high speed" or "sustained speed," related driving defects, which may become apparent at a later stage after any purchase due to these limiting conditions.

Report No: 10523

Essential Repairs

It is strongly advised that the essential defects are investigated and rectified prior to purchase.

Comment

Additional Comments

NONE.

Page No: 10523

PLEASE READ CAREFULLY
You are strongly advised to discuss the findings of this report with the vendor prior to making your decision to purchase the vehicle.
Essential repairs should be investigated and rectified prior to purchase. There may be other essential repairs that may prove costly to repair and must be considered prior to purchase.

Qualifications: IMI Accredited Technician
IMCA Accredited Examiner
CVSA Approved 7.5 Tonne

Report No: 10523

Date: 10/10/2023
Dan [Signature]


Advisable Repairs
Please note that the advisable items may prove costly to repair and must be considered.

Item	Comment
------	---------

Report No: 10523

PLEASE READ CAREFULLY

- You are strongly advised to discuss the findings of this report with the vendor prior to making your decision to purchase the vehicle.
- Essential repairs should be investigated and rectified prior to purchase. These may be costly.
- Advisable repairs may prove costly to repair and must be considered prior to purchase.



te 20/03/26

APPENDIX E











